

Electronic housing - ME MAX 45 U-U1 KMGY VPE1 - 2201326

Please be informed that the data shown in this PDF Document is generated from our Online Catalog. Please find the complete data in the user's documentation. Our General Terms of Use for Downloads are valid (<http://phoenixcontact.com/download>)



Electronic housing consisting of: Housing shells left and right, 2x front plate, 2x transparent cover, intermediate element, metal foot catch and spring, open housing, 8-pos. (2 x 4 pos.), width: 45 mm, color: Light gray


The illustration shows the version ME MAX 45 2-2 KMGY with DIN rail connector plugged in

Why buy this product

- Plug-in connection with screw, spring-cage or fast connection technology
- Labels for additional labeling as an option
- DIN rail bus connector as an option
- Large front surface for high-pos. plugs or operating and setting elements
- Large PCB surface despite compact housing dimensions
- Easy module replacement without interrupting the contact chain
- The fitted cover is easy to adapt and print
- Functional earth ground contact as an option
- Transparent front cover can be swiveled
- Fixed or plug-in connection technology can be combined on up to three connection levels, with different pitches



Key commercial data

Packing unit	1
GTIN	 4 046356 767040
Custom tariff number	85472000

Technical data

General

Housing type	Complete housing
Housing material	Polyamide
Color	light gray

Ambient conditions

Ambient temperature (operation)	-40 °C (depending on power dissipation)
---------------------------------	-----------------------------------------

Electronic housing - ME MAX 45 U-U1 KMGY VPE1 - 2201326

Technical data

Dimensions

Length	99 mm
Constructional height	114.5 mm
Width	45 mm

Technical data

Connection in acc. with standard	CUL
Indicator1	CUL1
Inflammability class according to UL 94	V0
Power dissipation at 20°C in the horizontal mounting position	8.2 W 16.5 W
Number of positions	8

Classifications

eCl@ss

eCl@ss 4.0	27180401
eCl@ss 4.1	27180401
eCl@ss 5.0	27180506
eCl@ss 5.1	27180506
eCl@ss 6.0	27180802
eCl@ss 7.0	27182702
eCl@ss 8.0	27182702

ETIM

ETIM 2.0	EC001031
ETIM 3.0	EC001031
ETIM 4.0	EC001031
ETIM 5.0	EC001031

UNSPSC

UNSPSC 6.01	31261501
UNSPSC 7.0901	31261501
UNSPSC 11	31261501
UNSPSC 12.01	31261501
UNSPSC 13.2	31261501

Approvals

Approvals

Approvals

UL Recognized / cUL Recognized / cULus Recognized

Electronic housing - ME MAX 45 U-U1 KMGY VPE1 - 2201326

Approvals


Ex Approvals

Approvals submitted

Approval details

UL Recognized 

cUL Recognized 

cULus Recognized 

Accessories

Accessories

Ground contact

Electronic housing - ME FE-CONTACT - 2908294

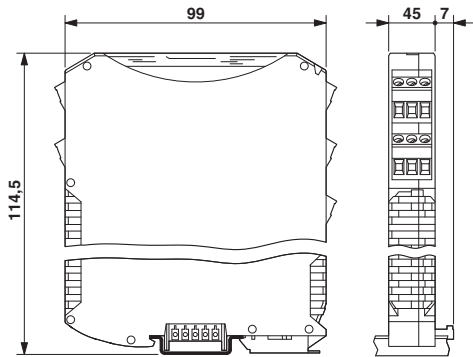


Functional earth ground contact, for intermediate elements.

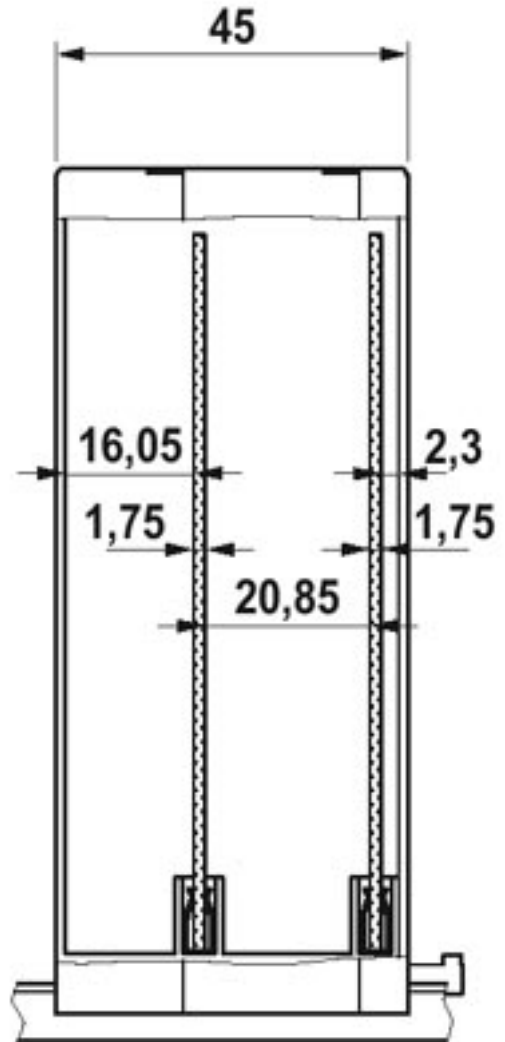
Drawings

Electronic housing - ME MAX 45 U-U1 KMGY VPE1 - 2201326

Dimensioned drawing

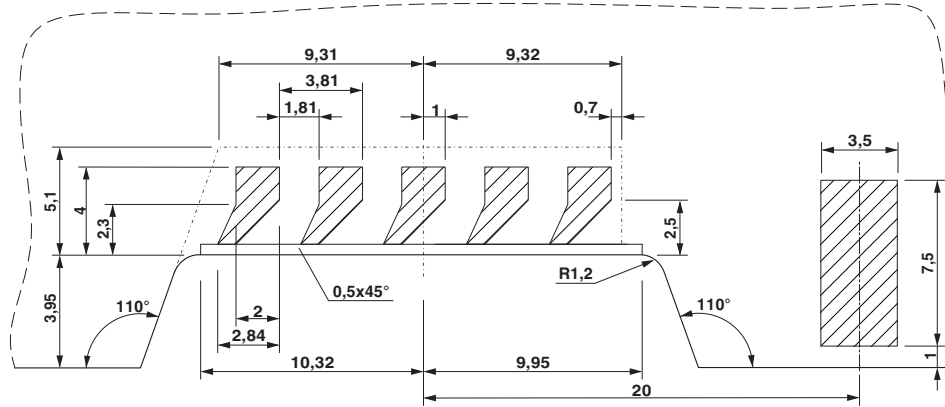


Dimensioned drawing



Electronic housing - ME MAX 45 U-U1 KMGY VPE1 - 2201326

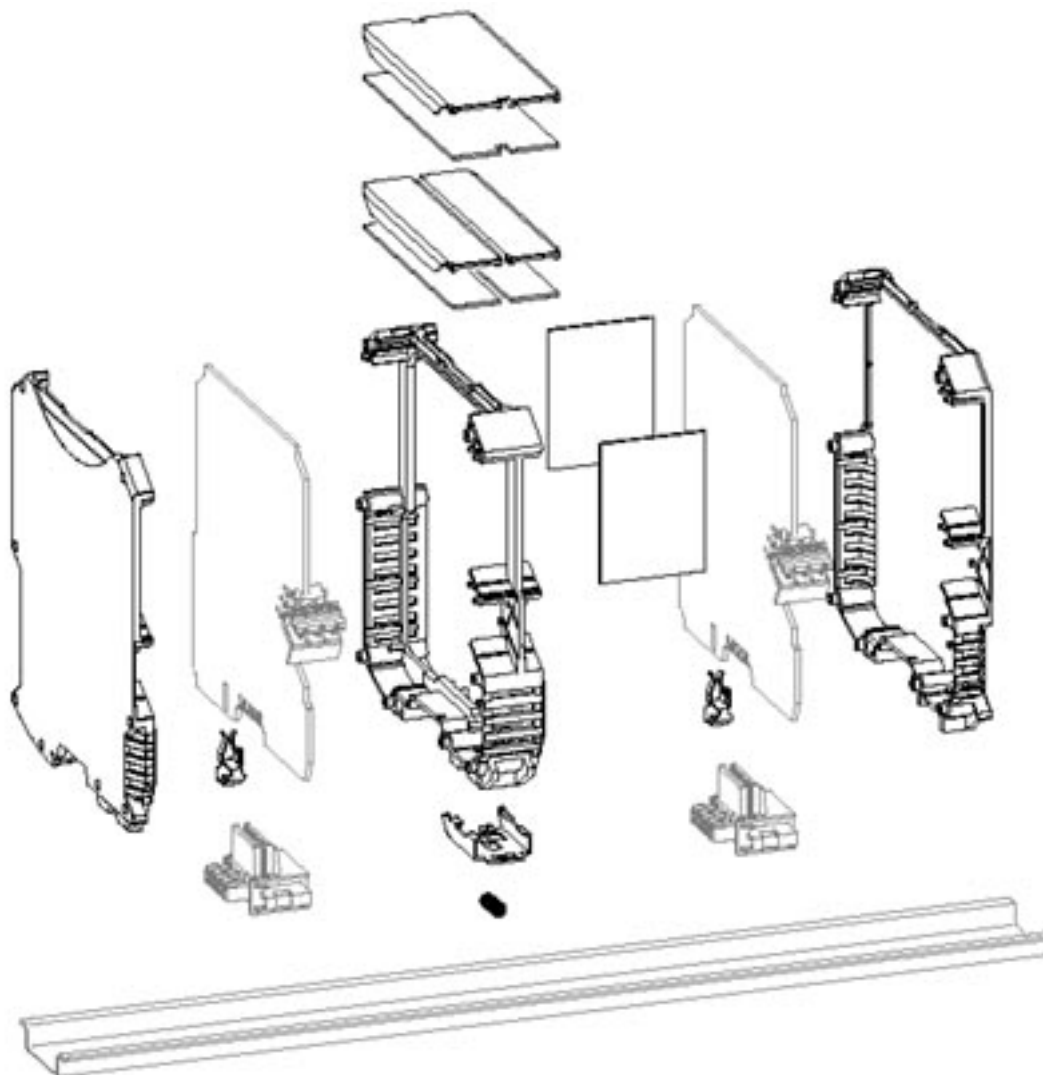
Drilling diagram



Detailed dimensional drawing of the DIN rail connector contact pads

Electronic housing - ME MAX 45 U-U1 KMGY VPE1 - 2201326

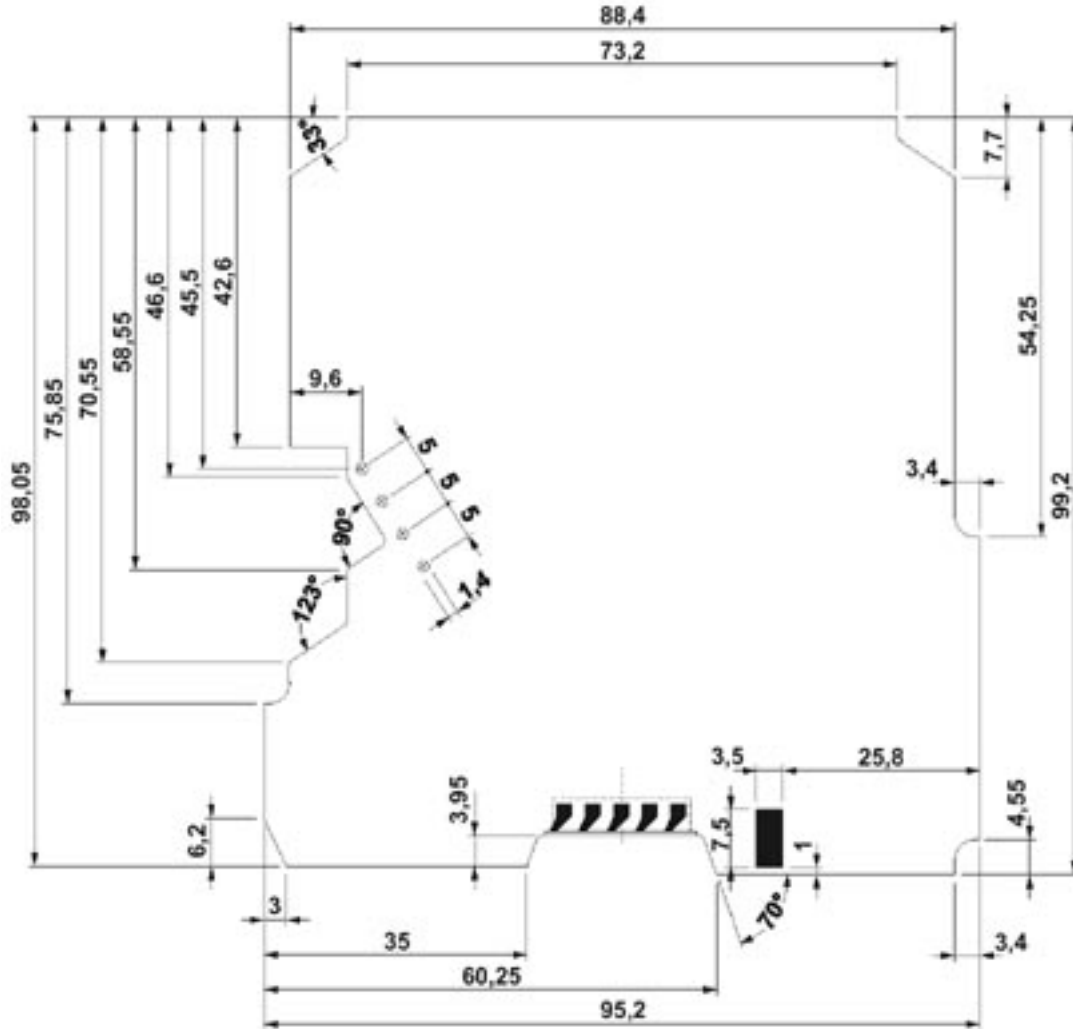
Explosion drawing



The illustration shows a version of the product (open housing) with accessories

Electronic housing - ME MAX 45 U-U1 KMGY VPE1 - 2201326

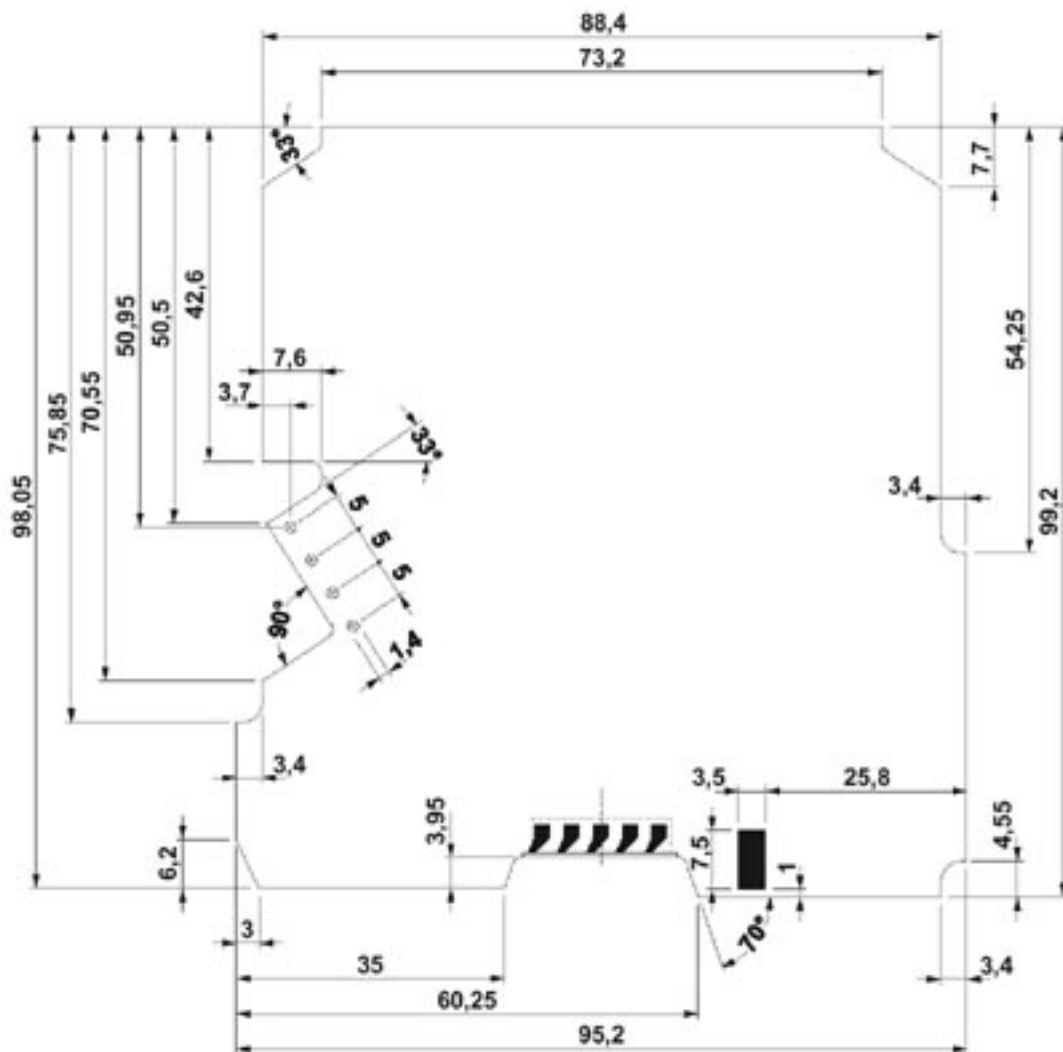
Dimensioned drawing



Dimensional drawing of the ME MAX U-U1 printed circuit board for plug connection (MSTBO), view: component side

Electronic housing - ME MAX 45 U-U1 KMGY VPE1 - 2201326

Dimensioned drawing



Dimensional drawing of the ME MAX U-U1 printed circuit board, for printed circuit terminal block connection (MKDSO), view: component side