

## Data Sheet | Item Number: 261-112/341-000


2-conductor terminal strip; on both sides with push-buttons; with fixing flanges; 12-pole; for screw or similar mounting types; Fixing hole 3.2 mm Ø; 2.5 mm<sup>2</sup>; CAGE CLAMP®; 2,50 mm<sup>2</sup>; gray

<https://www.wago.com/261-112/341-000>




### Installation Notes

#### Conductor termination




CAGE CLAMP® connection  
Inserting a conductor.  
With ferruled conductors, it is necessary to use a terminal block one size larger than the conductor's nominal cross-section.




CAGE CLAMP® connection  
Inserting a conductor via push-button.

#### Commoning




Commoning with comb-style jumper bar.


### Installation



Mounting and securing a terminal strip directly to the plate via screw-type flanges.



Terminal strip with mounting flanges  
Screwing a mounting foot (209-123).  
(Distance between mounting feet: approx. 25 ... 30 mm)



Terminal strip; with mounting flanges; for DIN-35 rail



Terminal strip with mounting flanges, for screw or similar mounting types, 3.2 mm mounting hole diameter (with 209-123 Mounting Foot also for DIN-35 rail)



Marking



Marking with self-adhesive marking strips.

Marking by direct printing (upon request).