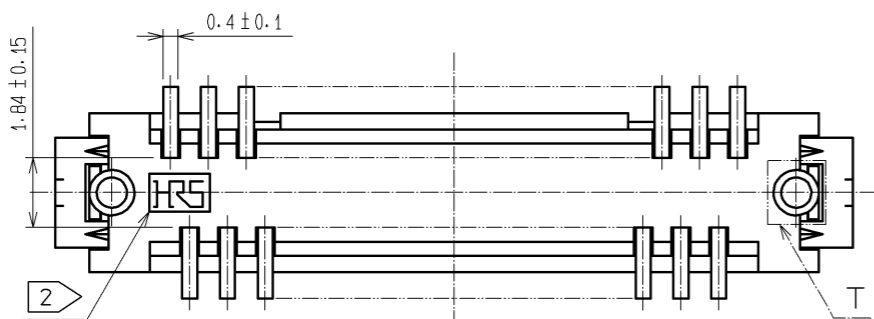
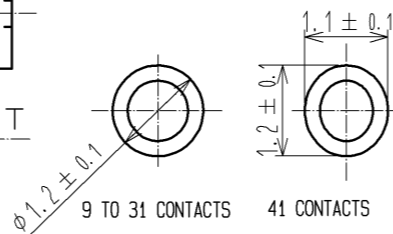


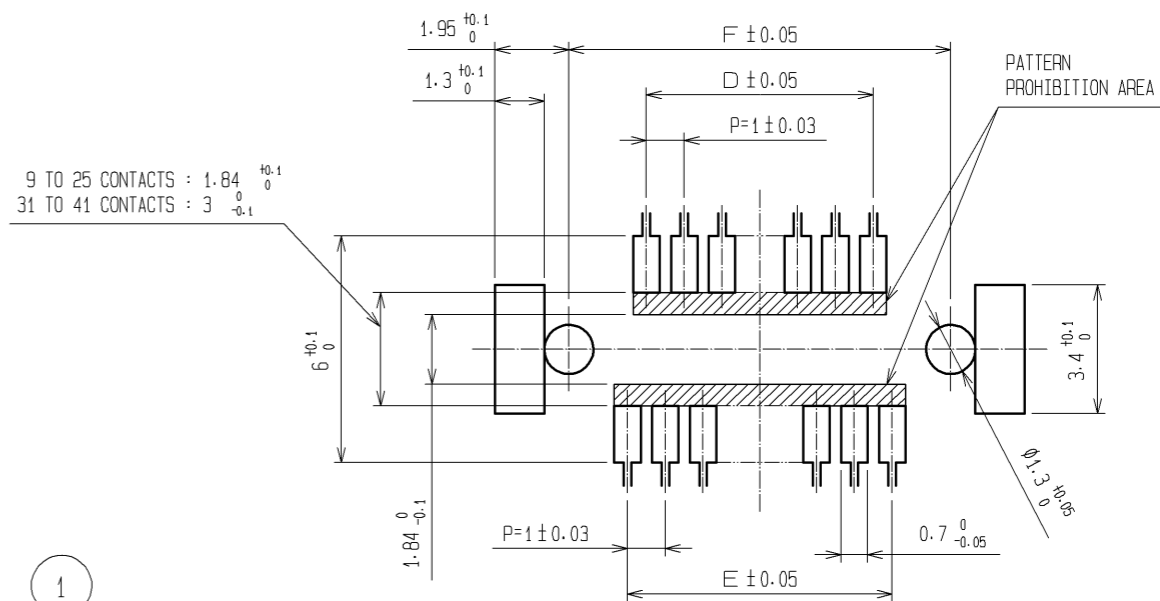
9 TO 25 CONTACTS : 1 ± 0.1
 31 TO 41 CONTACTS : 0.8 ± 0.15



T (10 : 1)



RECOMMENDED PATTERN



9 TO 25 CONTACTS : 1.84 ± 0.1
 31 TO 41 CONTACTS : 3 ± 0.1

PART No.	CODE No.	NUMBER OF CONTACTS	A	B	C	D	E	F
DF9-9S-1V(32)	CL540-0054-0-32	9	10.1	8.3	6.5	3	4	7.1
DF9-11S-1V(32)	CL540-0055-2-32	11	11.1	9.3	7.5	4	5	8.1
DF9-13S-1V(32)	CL540-0056-5-32	13	12.1	10.3	8.5	5	6	9.1
DF9-15S-1V(32)	CL540-0057-8-32	15	13.1	11.3	9.5	6	7	10.1
DF9-17S-1V(32)	CL540-0058-0-32	17	14.1	12.3	10.5	7	8	11.1
DF9-19S-1V(32)	CL540-0059-3-32	19	15.1	13.3	11.5	8	9	12.1
DF9-21S-1V(32)	CL540-0060-2-32	21	16.1	14.3	12.5	9	10	13.1
DF9-23S-1V(32)	CL540-0061-5-32	23	17.1	15.3	13.5	10	11	14.1
DF9-25S-1V(32)	CL540-0062-8-32	25	18.1	16.3	14.5	11	12	15.1
DF9-31S-1V(32)	CL540-0063-0-32	31	21.1	19.3	17.5	14	15	18.1
DF9-41S-1V(32)	CL540-0213-1-32	41	26.1	24.3	22.5	19	20	23.1

NOTES 1 : LEAD CO-PLANARITY INCLUDE REINFORCED METAL FITTINGS SHALL BE 0.1mm MAX.
 2 HRS MARK AND CAV NO. ARE INDICATED IN APPROX POSITION SHOWN.
 3 9 TO 25 CONTACT CONNECTORS HAVE ONE LOCK AT CENTER OF HOUSING.
 31 TO 41 CONTACT CONNECTORS HAVE TWO LOCKS AS PER DRAWING.



3	BRASS	SURFACE:TIN PLATED(REFLOW FINISH)1μm min UNDER PLATING: COPPER 0.3μm min	8	PS	REINFORCEMENT COLLAR
2	PHOSPHOR BRONZE	TIN PLATED(HOT DIP) 1μm min	7	PS	BLACK(PLASTIC REEL)
1	POLYAMIDE	BEIGE, UL94V-0	6	POLYIMIDE	BROWN(HEAT-RESISTANCE TAPE)
			5	POLYESTER	CLEAR(COVER TAPE)
			4	PS	CLEAR(EMBOSSED CARRIER TAPE)
NO.	MATERIAL	FINISH . REMARKS	NO.	MATERIAL	FINISH . REMARKS

UNITS	SCALE	COUNT	DESCRIPTION OF REVISIONS	DESIGNED	CHECKED	DATE
mm	5 : 1	△				
APPROVED : KH. IKEDA			12.02.21	DRAWING NO. EDC3-341296-01		
CHECKED : AR. TAKAHASHI			12.02.21	PART NO. DF9-*S-1V(32)		
DESIGNED : SH. HOSODA			12.02.21	CODE NO. CL540-		
DRAWN : KR. AJITO			12.02.20			

