

Plug Connectors

Cable plugs feature non-removable solder cup contacts for up to #20 AWG wire. Contacts are plated with hard gold. Aluminum connector body, stainless steel bayonet pins. Shell is zinc plated with black chromate finish. Silicone O-ring provides waterproof seal when mated. Beryllium copper EMI spring for improved grounding.

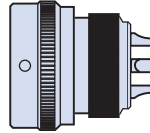


7 Pin Plug



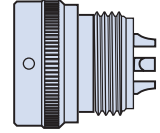
10 Pin Plug

Style 1



1 Plug with knurl for use with Glenair 809-060 heat shrinkable boots. 7 grams maximum weight.

Style 2



2 Plug with M14 metric thread for use with PG adapters and backshells. 7 grams maximum weight

7 Pin Plug Connector

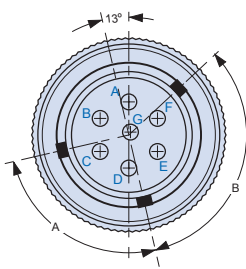
Body Style	No. of Contacts	Polarizing Position 1 (White)	Polarizing Position 2 (Yellow)	Polarizing Position 3 (Green)	Polarizing Position 4 (Pink)
Fig. 1	7	CBG07A1L0	CBG07A2L0	CBG07A3L0	CBG07A4L0
Fig. 2	7	CBG07E1L0	CBG07E2L0	CBG07E3L0	CBG07E4L0
Fig. 1	7	CB07A1L0*	CB07A2L0*	CB07A3L0*	CB07A4L0*
Fig. 2	7	CB07E1L0*	CB07E2L0*	CB07E3L0*	CB07E4L0*

* No Grounding Finger

10 Pin Plug Connector

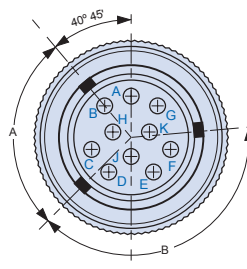
Body Style	No. of Contacts	Polarizing Position N (White)	Polarizing Position W (Blue)	Polarizing Position X (Violet)	Polarizing Position Y (Chrome Yellow)	Polarizing Position Z (Dark Red)
Fig. 1	10	CB10G1L0	CB10G2L0	CB10G3L0	CB10G4L0	CB10G5L0
Fig. 2	10	CB10E1L0	CB10E2L0	CB10E3L0	CB10E4L0	CB10E5L0

Plug Connector Mating Face and Key Positions



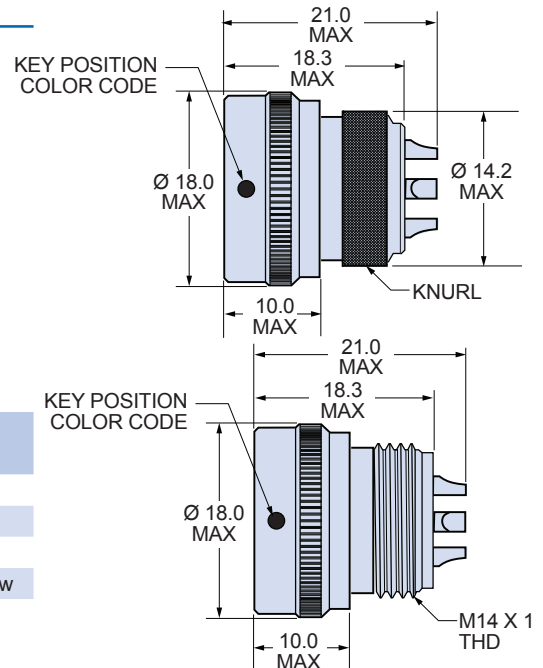
7 Pin Plug

Position	A	B	Color Code
1	90°	120°	White
2	105°	130°	Yellow
3	110°	135°	Green
4	100°	165°	Pink



10 Pin Plug

Position	A	B	Color Code
N	95°	140°	White
W	85°	115°	Blue
X	100°	105°	Violet
Y	110°	120°	Chrome Yellow
Z	80°	145°	Dark Red



All dimensions in millimeters (mm). Information subject to change without notice.
CAGE Code 06324