

SENTRON, Switch disconnecter 3LD, main switch, 3-pole, I_u: 100 A, Operating power / at AC-23 A at 400 V: 37 kW, installation in distribution boards, knob-operated mechanism, black, handle direct at the switch



Model	
product brand name	SENTRON
product designation	3LD Switch disconnecter
design of the product	Main switch
display version / for switch position indicator manual operation	1 ON - 0 OFF
design of the operating mechanism	selector switch
design of handle	knob-operated mechanism, black
type of the driving mechanism / motor drive	No
General technical data	
number of poles	3
type of device	fixed mounting
type of switch	DIN-rail mounting
size of switch disconnecter	4
mechanical service life (switching cycles)	
• typical	100 000
electrical endurance (switching cycles)	
• at AC-23 A / at 690 V	6 000

I2t value / with closed switch / at 690 V / for combination switch + gG fuse / maximum	64 kA ² .s
let-through I2t value / with closed switch / at 440 V / for combination switch + gG fuse / maximum	64 kA ² .s
operating frequency / maximum	50 1/h

Voltage

insulation voltage / rated value	690 V
surge voltage resistance / rated value	6 kV
operating current / at AC / rated value	100 A
operating voltage <ul style="list-style-type: none"> at AC / at 50/60 Hz / rated value 	690 V

Protection class

protection class IP	IP40
protection class IP / on the front	IP40

Dissipation

power loss [W] <ul style="list-style-type: none"> for rated value of the current / at AC / in hot operating state / per pole per conductor / typical 	7.5 W 7.5 W
--	----------------

Current

operating current <ul style="list-style-type: none"> at AC-23 A / at 690 V / rated value at AC-23 A / at 400 V / rated value at AC-22 A / at 690 V / rated value at AC-21 / at 690 V / rated value at AC-21 A / at 240 V / rated value at AC-21 A / at 440 V / rated value at AC-22 A / at 240 V / rated value at AC-22 A / at 440 V / rated value at AC-23 A / at 240 V / rated value at AC-23 A / at 440 V / rated value 	34 A 70 A 100 A 100 A 100 A 100 A 100 A 100 A 70 A 70 A
operating current / of upstream fuse / rated value	100 A
let-through current / with closed switch <ul style="list-style-type: none"> at 440 V / for combination switch + gG fuse / maximum at 690 V / for combination switch + gG fuse / maximum permissible 	10 kA 10 kA
short-time withstand current (I _{cw}) <ul style="list-style-type: none"> limited to 1 s / rated value at 690 V / limited to 1 s / rated value 	2 000 A 2 000 A

Main circuit

operating frequency	
<ul style="list-style-type: none"> initial value full-scale value 	<p>50 Hz</p> <p>60 Hz</p>
operating power	
<ul style="list-style-type: none"> at AC-23 A / at 240 V / rated value at AC-23 A / at 400 V / at 50/60 Hz / rated value at AC-23 A / at 400 V / rated value at AC-23 A / at 440 V / rated value at AC-23 A / at 690 V / rated value at AC-3 / at 240 V / rated value at AC-3 / at 400 V / rated value at AC-3 / at 690 V / rated value 	<p>18.5 kW</p> <p>37 kW</p> <p>37 kW</p> <p>37 kW</p> <p>30 kW</p> <p>18.5 kW</p> <p>30 kW</p> <p>22 kW</p>
operating current / rated value	100 A

Auxiliary circuit

number of CO contacts / for auxiliary contacts	0
number of NC contacts / for auxiliary contacts	0
number of NO contacts / for auxiliary contacts	0
operating voltage / of auxiliary contacts / at AC / maximum	500 V
continuous current / of the auxiliary contact / rated value	10 A
insulation voltage / of the auxiliary switch / rated value	500 V

Suitability

suitability for use	
<ul style="list-style-type: none"> main switch switch disconnecter EMERGENCY OFF switch safety switch maintenance/repair switch 	<p>Yes</p> <p>Yes</p> <p>No</p> <p>Yes</p> <p>Yes</p>

Appearance

color / of the actuating element	black
----------------------------------	-------

Product details

<ul style="list-style-type: none"> product function / can be locked into OFF position 	Yes
number of bracket locks / maximum	2
hasp thickness / of the bracket locks / minimum	4 mm
hasp thickness / of the bracket locks / maximum	6 mm
product extension / optional	
<ul style="list-style-type: none"> motor drive voltage trigger 	<p>No</p> <p>No</p>

Short circuit

conditional short-circuit current / with line-side fuse protection	
• at 690 V / by gG fuse / rated value	50 kA

according UL

operating current / at AC / according to UL 508/UL 60947-4-1 / rated value	100 A
operating voltage / at AC / at 50/60 Hz / according to UL 508/UL 60947-4-1 / rated value	600 V
active power [hp] / at AC / at 480 V / according to UL 508/UL 60947-4-1 / rated value	60
active power [hp] / at AC / at 600 V / according to UL 508/UL 60947-4-1 / rated value	75
short-time withstand current (SCCR) / at 600 V / according to UL 508/UL 60947-4-1	10 kA
continuous current / of upstream fuse / according to UL / rated value	200 A
type of fuse / according to UL	RK5

Number

number of connectable NC contacts / for auxiliary contacts / attachable / maximum	2
number of connectable NO contacts / for auxiliary contacts / attachable / maximum	4
number of connectable CO contacts / for auxiliary contacts / attachable / maximum	0

Connections

AWG number / as coded connectable conductor cross section / solid	
• maximum	1
• minimum	12
type of connectable conductor cross-sections / for copper conductor	
• solid	1x (4...50mm ²)
• finely stranded / with core end processing	1x (4...35mm ²)
• stranded	1x (4...50mm ²)
type of connectable conductor cross-sections / for auxiliary contacts	
• solid	2x (0.75 ... 2.5 mm ²), 1x 4 mm ²
• finely stranded / with core end processing	2x (0.75 ... 1.5 mm ²), 1x 2.5 mm ²
• stranded	2x (0.75 ... 2.5 mm ²), 1x 4 mm ²
type of electrical connection	
• for main current circuit	box terminal
• for auxiliary contacts	connection terminals

Requirements

design of the fuse link	
<ul style="list-style-type: none"> • for short-circuit protection of the main circuit / required 	fuse gL/gG: 100 A
<ul style="list-style-type: none"> • for short-circuit protection of the auxiliary switch / required 	fuse gL/gG: 10 A

Mechanical Design

height	83 mm
width	71 mm
depth	97 mm
mounting type	Built-in unit fixed-mounted version
<ul style="list-style-type: none"> • mounting type / front mounting with 4-hole attachment 	No
<ul style="list-style-type: none"> • mounting type / front mounting with central attachment 	No
<ul style="list-style-type: none"> • mounting type / rail mounting 	Yes
net weight	357 g

Environmental conditions

ambient temperature / during operation	
<ul style="list-style-type: none"> • minimum 	-25 °C
<ul style="list-style-type: none"> • maximum 	55 °C
ambient temperature / during storage / minimum	-25 °C

Certificates

reference code	
<ul style="list-style-type: none"> • acc. to DIN EN 61346-2 	S
<ul style="list-style-type: none"> • acc. to DIN EN 81346-2 	SF

General Product Approval

Declaration of Conformity



CCC



CSA



UL



VDE

[Miscellaneous](#)



EG-Konf.

Test Certificates	Shipping Approval	other
-------------------	-------------------	-------

[Special Test Certificate](#)



LRS

[Environmental Conformations](#)

Further information

Information- and Downloadcenter (Catalogs, Brochures,...)

<http://www.siemens.com/lowvoltage/catalogs>

Industry Mall (Online ordering system)

<https://mall.industry.siemens.com/mall/en/en/Catalog/product?mlfb=3LD2730-0TK11>

Service&Support (Manuals, Certificates, Characteristics, FAQs,...)

<https://support.industry.siemens.com/cs/ww/en/ps/3LD2730-0TK11>

Image database (product images, 2D dimension drawings, 3D models, device circuit diagrams, ...)

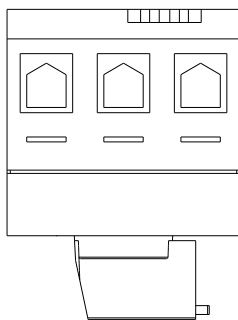
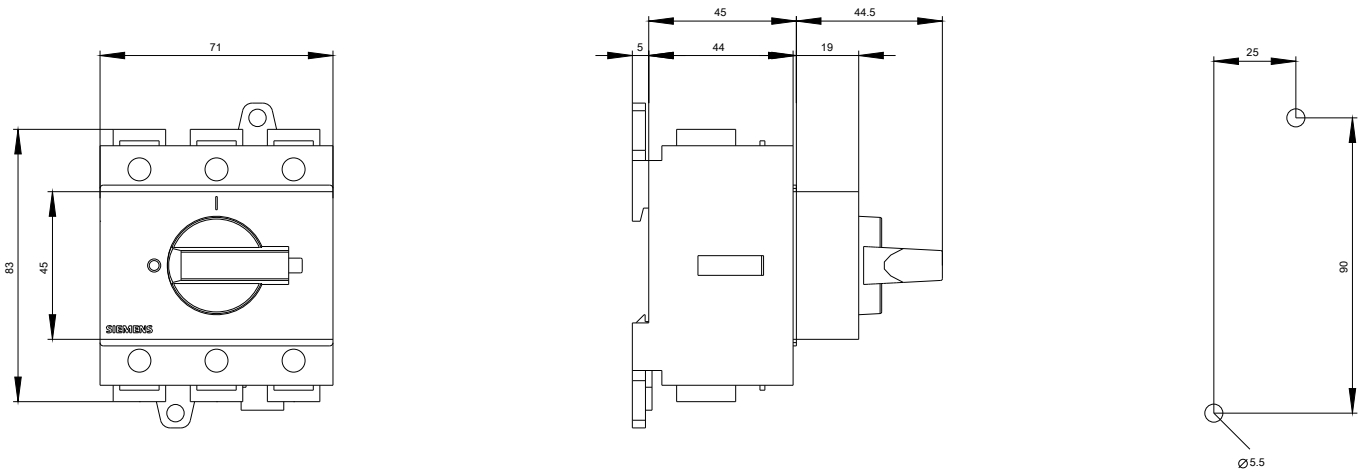
http://www.automation.siemens.com/bilddb/cax_en.aspx?mlfb=3LD2730-0TK11

CAX-Online-Generator

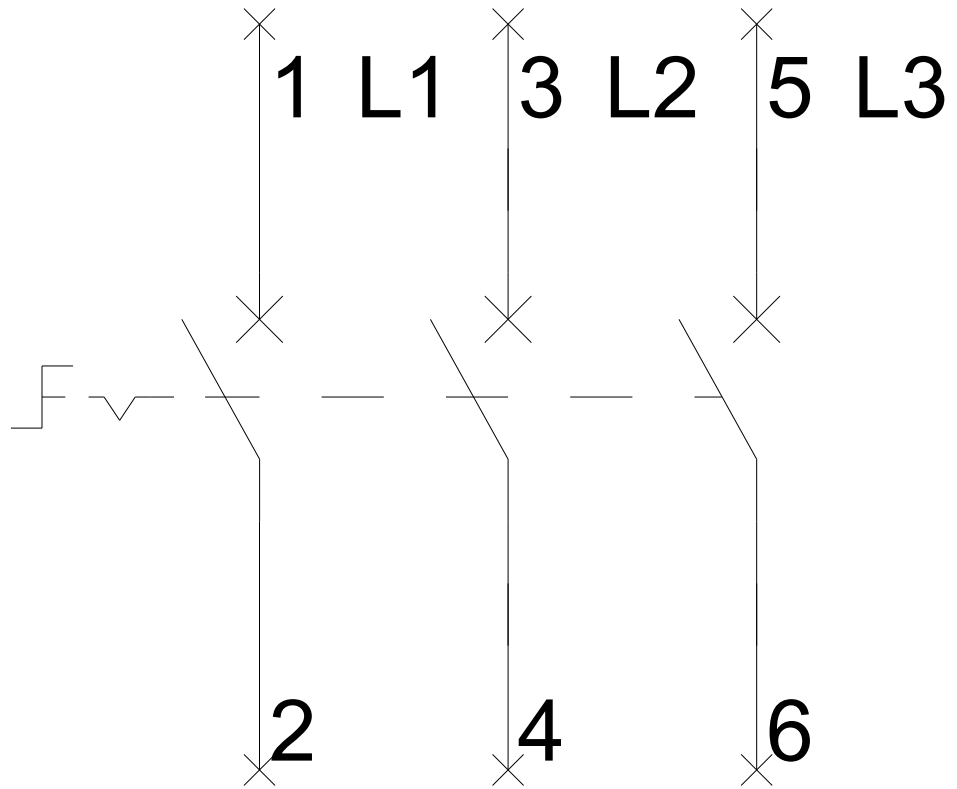
<http://www.siemens.com/cax>

Tender specifications

<http://www.siemens.com/specifications>



-Q1



-CI

