



Main

Range of product	Magelis XBTGT
Product or component type	Advanced touchscreen panel
Display type	Backlit colour TFT LCD
Display colour	65536 colours
Display resolution	320 x 240 pixels QVGA
Display size	5.7 inch
Software type	Configuration software
Software designation	Vijeo Designer
Operating system	Magelis
Processor name	CPU RISC
Processor frequency	266 MHz
Memory description	Back up of data SRAM 512 kB lithium battery Application memory flash EPROM 16 MB
Integrated connection type	USB type A master port (V1.1) Modicon M340 terminal port communication Power supply removable screw terminal block COM2 serial link RJ45 RS485 <= 187.5 kbit/s Siemens MPI (187.5 kbits/s) COM1 serial link male SUB-D 9 RS232C/RS422/ RS485 <= 115.2 kbits/s Ethernet TCP/IP RJ45
Resistance to electro-static discharge	6 kV IEC 61000-4-2 level 3
Cut-out dimensions	156 (+ 1/- 0) x 123.5 (+ 1/- 0) mm

Complementary

Touch sensitive zone	1024 x 1024
Touch panel	Analogue
Backlight lifespan	75000 hours
Brightness	8 levels via touch panel
Character font	ASCII (European characters) Chinese (simplified Chinese) Japanese (ANK, Kanji) Korean Taiwanese (traditional Chinese)
[Us] rated supply voltage	24 V DC
Supply	External source
Supply voltage limits	19.2...28.8 V
Inrush current	<= 30 A
Power consumption	26 W
Local signalling	1 LED (green or orange) for normal operation or backlighting faulty
Number of pages	Limited by internal memory capacity
Downloadable protocols	Uni-TE Telemecanique Modicon Third party protocols Siemens Simatic Third party protocols Rockwell Automation Allen-Bradley Third party protocols Omron Sysmac Third party protocols Mitsubishi Melsec Modbus Telemecanique Modicon Modbus TCP Telemecanique Modicon Modbus Plus Telemecanique Modicon FIPWAY Telemecanique Modicon
Realtime clock	Built-in
Memory type	1 slot for Compact Flash card (128 MB to 1 GB)

Integrated slot type	For 1 fieldbus communication card (Device Net, Profibus DP)
Port Ethernet	10BASE-T/100BASE-TX
Product mounting	Flush mounting
Fixing mode	By 2 spring clips By 4 screw clamps
Front material	Aluminium alloy
Enclosure material	PPT
Marking	CE
Width	167.5 mm
Height	135 mm
Depth	59.5 mm
Product weight	1 kg

Environment

Immunity to microbreaks	<= 5 ms
Standards	EN 61131-2 FCC Class A IEC 61000-6-2 UL 508
Product certifications	C-Tick CULus
Ambient air temperature for operation	0...50 °C
Ambient air temperature for storage	-20...60 °C
Relative humidity	0...90 % without condensation
Operating altitude	< 2000 m
IP degree of protection	IP65 (front panel) conforming to IEC 60529 IP20 (rear panel) conforming to IEC 60529
Shock resistance	15 gn for 11 ms conforming to IEC 60068-2-27
Vibration resistance	3.5 mm conforming to IEC 60068-2-6 (f = 5...9 Hz) 1 gn conforming to IEC 60068-2-6 (f = 9...150 Hz)
Resistance to electromagnetic fields	10 V/m conforming to IEC 61000-4-3
Resistance to fast transients	2 kV conforming to IEC 61000-4-4 level 3

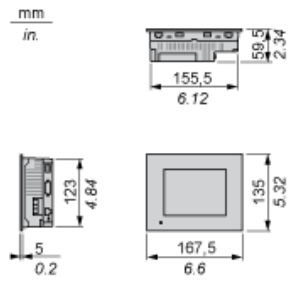
Offer Sustainability

Sustainable offer status	Not Green Premium product
RoHS	Compliant - since 1050 - Schneider Electric declaration of conformity
REACH	Reference not containing SVHC above the threshold
Product environmental profile	Available

Contractual warranty

Period	18 months
--------	-----------

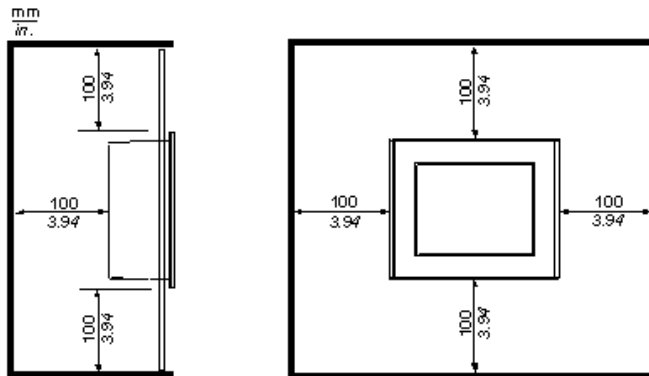
Dimensions



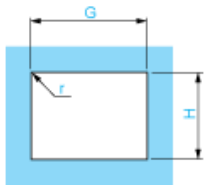
Clearance

Installation Requirements

For easier maintenance, operation and improved ventilation, be sure to install the unit at least 100 mm (3.94 in) away from adjacent structures and other equipment:



Panel Cut-out Dimensions



Dimensions in mm

Graphic Display Terminal	Cut-out for Flush Mounting			
	H (-/+ 0.1 mm)	G (-/+ 0.1 mm)	r	Panel Thickness
XBTGT1105 XBTGT1135 XBTGT1335	92.5	118	3 max.	1.6 ... 5
XBTGT2110 XBTGT2120 XBTGT2130 XBTGT2220 XBTGT2330	123.5	156	3 max.	1.6 ... 5
XBTGT4230 XBTGT4330 XBTGT4340	159.5	204.5	3 max.	1.6 ... 10
XBTGT5230 XBTGT6330 XBTGT6340	227.5	301.5	3 max.	1.6 ... 10
XBTGT5330 XBTGT5340	201	259	3 max.	1.6 ... 10
XBTGT7340	282.5	383.5	3 max.	1.6 ... 10

Dimensions in in.

Graphic Display Terminal	Cut-out for Flush Mounting			
	H (-/+0.004 in.)	G (-/+0.004 in.)	r	Panel Thickness
XBTGT1105 XBTGT1135 XBTGT1335	3.64	4.65	0.12 max.	0.06 ... 0.20
XBTGT2110 XBTGT2120 XBTGT2130 XBTGT2220 XBTGT2330	4.86	6.14	0.12 max.	0.06 ... 0.20
XBTGT4230 XBTGT4330 XBTGT4340	6.28	8.05	0.12 max.	0.06 ... 0.39
XBTGT5230 XBTGT6330 XBTGT6340	8.96	11.87	0.12 max.	0.06 ... 0.39
XBTGT5330 XBTGT5340	7.91	10.20	0.12 max.	0.06 ... 0.39
XBTGT7340	11.12	15.10	0.12 max.	0.06 ... 0.39