

# FNQ Series

## 13/32" x 1-1/2" 500Vac Time-delay supplemental fuses



500Vac  
1/10 to 30A

### Description

Time-delay supplemental fuse.

For superior protection, Bussmann recommends upgrading to FNQ-R Class CC fuses. See data sheet # 1014.

### Catalog symbol / color code

- FNQ - Orange (500Vac maximum voltage)

### Ratings

Fuse Amp Range	Interrupting Rating at Rated Voltage	Agency Information	
	500Vac	UL	CSA
1/10 to 30	10kA	X	X

### Agency information

- CE, RoHS compliant\*
- UL Listed, Std. 248-14, Guide JDYX, File E19180
- CSA Certified: C22.2 No. 248.14, Class 1422-01, File 53787, HRC-MISC

\* FNQ-1/8 not RoHS compliant.

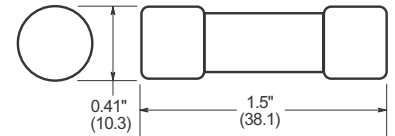
### Catalog numbers (amps)

FNQ-1/10	FNQ-8/10	FNQ-3-2/10	FNQ-9
FNQ-1/8	FNQ-1	FNQ-3-1/2	FNQ-10
FNQ-15/100	FNQ-1-1/8	FNQ-4	FNQ-12
FNQ-3/16	FNQ-1-1/4	FNQ-4-1/2	FNQ-14
FNQ-2/10	FNQ-1-1/2	FNQ-5	FNQ-15
FNQ-1/4	FNQ-1-6/10	FNQ-5-6/10	FNQ-20
FNQ-3/10	FNQ-2	FNQ-6	FNQ-25
FNQ-4/10	FNQ-2-1/4	FNQ-6-1/4	FNQ-30
FNQ-1/2	FNQ-2-1/2	FNQ-7	
FNQ-6/10	FNQ-3	FNQ-8	

### Carton quantity

Amps	Qty.
1/10 to 30	10

### Dimensions - in (mm)



### Features

- Color coded for 500Vac maximum voltage rating
- Fiber tube construction
- Nickel-plated brass endcaps

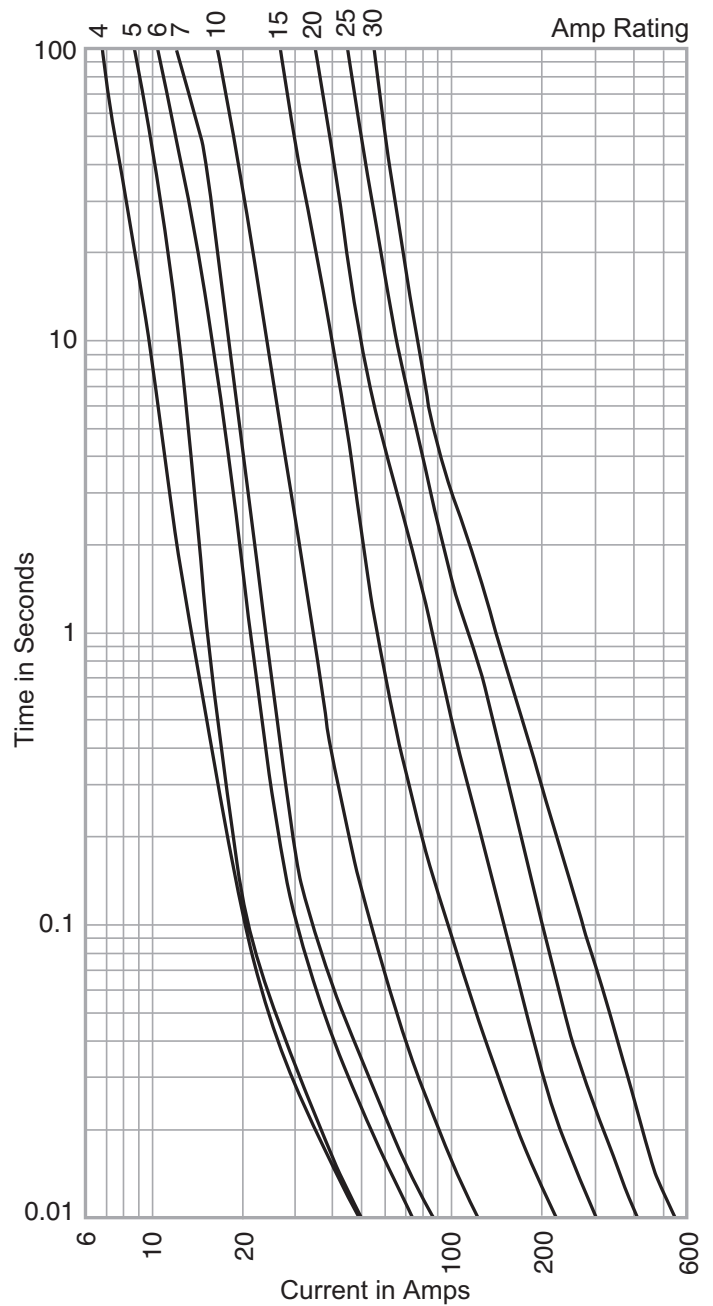
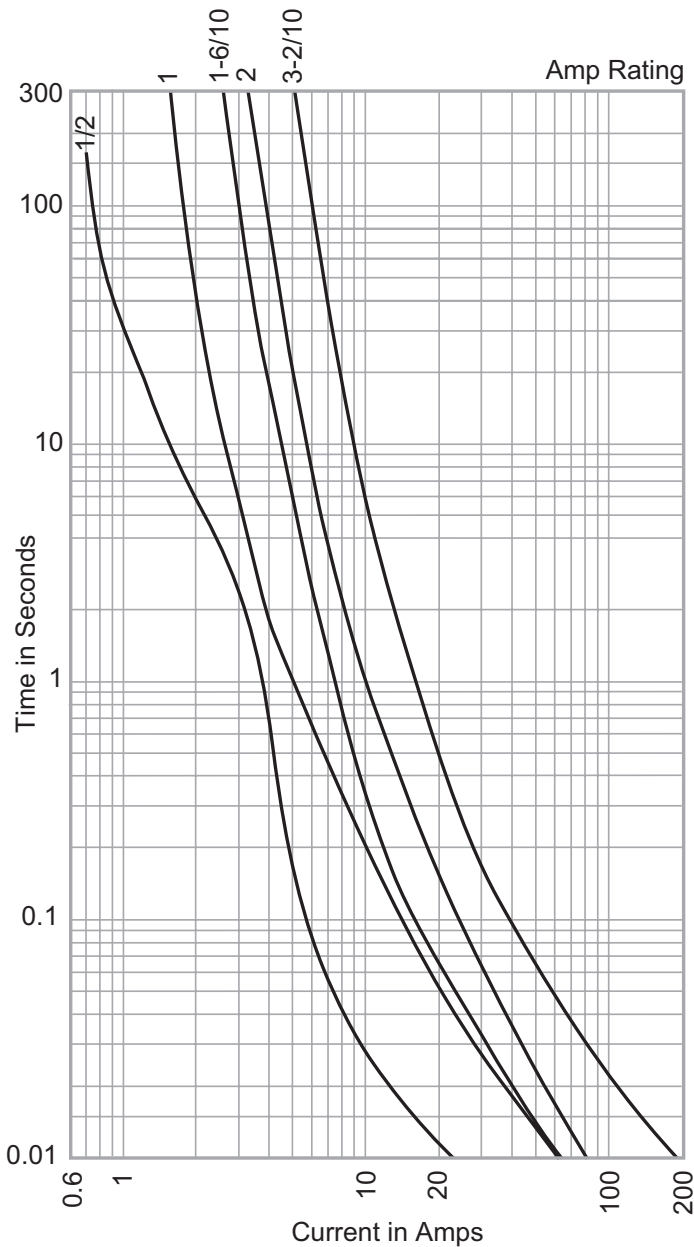
### Typical applications

- Motor control transformers
- Circuits with in-rush currents.

### Recommended fuse blocks/fuse holders

Series	Description	Data Sheet #
<b>Blocks</b>		
BMM Series	1-, 2- & 3-Pole modular blocks with optional covers	10235
BM Series	1-, 2- & 3-Pole blocks	1104
<b>DIN-Rail Holders / Switches</b>		
CCP_-30M	1-, 2- & 3-Pole switch	1157
CHM Series	1-, 2- & 3-Pole	3185
Optima NG	3-Pole protection module	1109
Optima	3-Pole holder	1102
Optima	3-Pole holder + switch	1103
<b>Panel Mount Holders</b>		
HPM & HPM-D	1-Pole holder	2112
HPC-D	1-Pole holder	2109
HPS2	2-Pole holder	2140
HPF, HPF-C & HPF-WT	1-Pole holder	2114
HPS	1-Pole holder	2113
HPG & HPD	1-Pole holder	2108
<b>In-line Holders</b>		
HEB	1-Pole holder	2127
HEX	2-Pole holder	2126
<b>Fuseclips</b>		
1A3400, 5956 & 5960 Series	PCB Fuseclips	2132
<b>Fuse Covers</b>		
SAMI-7	Finger-safe fuse cover	1204

**Time-current characteristic curves – average melt**



The only controlled copy of this Data Sheet is the electronic read-only version located on the Bussmann Network Drive. All other copies of this document are by definition uncontrolled. This bulletin is intended to clearly present comprehensive product data and provide technical information that will help the end user with design applications. Bussmann reserves the right, without notice, to change design or construction of any products and to discontinue or limit distribution of any products. Bussmann also reserves the right to change or update, without notice, any technical information contained in this bulletin. Once a product has been selected, it should be tested by the user in all possible applications.

**Eaton's Bussmann Business**  
 114 Old State Road  
 Ellisville, MO 63021  
 United States  
 www.Bussmann.com

© 2014 Eaton  
 All Rights Reserved  
 Publication No. 1012 - BU-SB14286  
 April 2014

Eaton is a registered trademark.  
 All other trademarks are property  
 of their respective owners.

