



circuit breaker 3VA2 IEC frame 100 breaking capacity class M Icu=55kA @ 415V 3-pole, line protection ETU850, LSI, In=63A overload protection Ir=25A...63A short-circuit protection I_{sd}=0.6..10x I_n, I_i=1.5..12x I_n N conductor protection optionally with external current transformer, up to 160% nut keeper kit

Model	
product brand name	SENTRON
product designation	Molded case circuit breaker
design of the product	Line protection
design of the overcurrent release	ETU850
protection function of the overcurrent release	LSI
number of poles	3
General technical data	
insulation voltage / rated value	800 V
operating voltage / at AC / rated value	690 V
power loss [W] / maximum	5.4 W
power loss [W] / for rated value of the current / at AC / in hot operating state / per pole	1.8 W
mechanical service life (operating cycles) / typical	25 000
electrical endurance (operating cycles) / at AC-1 / at 380/415 V	15 000
electrical endurance (operating cycles) / at AC-1 / at 690 V	10 500
product feature / for neutral conductors / upgradable/retrofitable / short-circuit and overload proof	Yes
ground-fault monitoring version	Without
product function	
• communication function	Yes
• other measurement function	Yes
Net Weight	2.202 kg
Current	
operational current	
• at 40 °C	63 A
• at 45 °C	63 A
• at 50 °C	63 A
• at 55 °C	63 A
• at 60 °C	63 A
• at 65 °C	63 A
• at 70 °C	63 A
Switching capacity according to IEC 60947	
switching capacity class of the circuit breaker	M
maximum short-circuit current breaking capacity (I _{cu})	
• at 240 V	85 kA
• at 415 V	55 kA
• at 440 V	55 kA
• at 500 V	36 kA
• at 690 V	2 kA
operating short-circuit current breaking capacity (I _{cs})	

<ul style="list-style-type: none"> • at 240 V • at 415 V • at 440 V • at 500 V • at 690 V 	85 kA 55 kA 55 kA 36 kA 2 kA
short-circuit current making capacity (I _{cm}) <ul style="list-style-type: none"> • at 240 V • at 415 V • at 440 V • at 500 V • at 690 V 	187 kA 121 kA 121 kA 75.6 kA 3 kA
Adjustable parameters	
product feature / for L-tripping / can be switched on/off	No
adjustable response value setting current (I _r) / of the L-trip / with I _{2t} characteristic <ul style="list-style-type: none"> • minimum • maximum 	25 A 63 A
adjustable response value delay time (t _r) / for L-tripping / with I _{2t} characteristic <ul style="list-style-type: none"> • minimum • maximum 	0.5 s 25 s
adjustable response value setting current (I _{sd}) / of S-trip / with I _{0t} characteristic <ul style="list-style-type: none"> • minimum • maximum 	38 A 630 A
adjustable response value setting current (I _{sd}) / of S-trip / with I _{2t} characteristic <ul style="list-style-type: none"> • minimum • maximum 	38 A 630 A
adjustable response value delay time (t _{sd}) / for S-tripping / with I _{0t} characteristic <ul style="list-style-type: none"> • minimum • maximum 	0.05 s 0.5 s
adjustable response value delay time (t _{sd}) / for S-tripping / with I _{2t} characteristic <ul style="list-style-type: none"> • minimum • maximum 	0.05 s 0.5 s
adjustable response value setting current (I _i) / for I-tripping <ul style="list-style-type: none"> • minimum • maximum 	95 A 756 A
adjustable setting current (I _{nN}) / for N-tripping <ul style="list-style-type: none"> • minimum • maximum 	25 A 101 A
design of the N-conductor protection	adjustable OFF; 40% to 160%
product function / grounding protection	No
Mechanical Design	
product component <ul style="list-style-type: none"> • undervoltage release • voltage trigger • trip indicator 	No No No
height [in]	7.13 in
height	181 mm
width [in]	4.13 in
width	105 mm
depth [in]	3.39 in
depth	86 mm
Connections	
arrangement of electrical connectors / for main current circuit	Front terminal
type of electrical connection / for main current circuit	on both sides nut keeper kit
type of connectable conductor cross-sections / for flat-bar terminal connection / minimum	13 x 1 mm
type of connectable conductor cross-sections / for flat-bar terminal connection / maximum	25 x 8 mm

design of the surface / of the connections / on the top of the switch (N, 1, 3, 5)	tin
design of the surface / of the connections / on the bottom of the switch (N, 2, 4, 6)	tin
Auxiliary circuit	
number of CO contacts / for auxiliary contacts	0
Accessories	
product extension / optional / motor drive	Yes
Environmental conditions	
protection class IP / on the front	IP40
ambient temperature	
• during operation / minimum	-25 °C
• during operation / maximum	70 °C
• during storage / minimum	-40 °C
• during storage / maximum	80 °C
reference code / according to IEC 81346-2	Q

Approvals / Certificates




General Product Approval	EMC
---------------------------------	-----

[Confirmation](#)


[Miscellaneous](#)



Declaration of Conformity	Test Certificates	Marine / Shipping
----------------------------------	--------------------------	--------------------------



[Miscellaneous](#)
[Type Test Certificates/Test Report](#)
[Special Test Certificate](#)


Marine / Shipping	other
--------------------------	--------------





[CCS / China Classification Society](#)
[Confirmation](#)

other	Dangerous Good	Environment
--------------	-----------------------	--------------------

[Miscellaneous](#)
[Miscellaneous](#)
[Transport Information](#)
[Environmental Confirmations](#)

Further information

Siemens has decided to exit the Russian market (see here).
<https://press.siemens.com/global/en/pressrelease/siemens-wind-down-russian-business>

Siemens is working on the renewal of the current EAC certificates.
Please contact your local Siemens office on the status of validity of the EAC certification if you intend to import or offer to supply these products to an EAC relevant market (other than the sanctioned EAEU member states Russia or Belarus).

Information on the packaging
<https://support.industry.siemens.com/cs/ww/en/view/109813875>

Information- and Downloadcenter (Catalogs, Brochures,...)
<http://www.siemens.com/lowvoltage/catalogs>

Industry Mall (Online ordering system)
<https://mall.industry.siemens.com/mall/en/en/Catalog/product?mlfb=3VA2063-5KP32-0AA0>

Service&Support (Manuals, Certificates, Characteristics, FAQs,...)
<https://support.industry.siemens.com/cs/ww/en/ps/3VA2063-5KP32-0AA0>

Image database (product images, 2D dimension drawings, 3D models, device circuit diagrams, ...)
http://www.automation.siemens.com/bilddb/cax_en.aspx?mlfb=3VA2063-5KP32-0AA0

CAX-Online-Generator
<http://www.siemens.com/cax>

Tender specifications
<http://www.siemens.com/specifications>

