

Surge protection device - TTC-6-2-HC-M-24DC-PT-I - 2906731


Please be informed that the data shown in this PDF Document is generated from our Online Catalog. Please find the complete data in the user's documentation. Our General Terms of Use for Downloads are valid (<http://phoenixcontact.com/download>)



Surge protection with integrated status indicator and knife disconnection for a 2-wire floating signal circuit with high nominal current.



Key Commercial Data

Packing unit	1
GTIN	 4 055626 134642
GTIN	4055626134642

Technical data

Dimensions

Height	105.8 mm
	105.8 mm
Width	6.2 mm
Depth	83.5 mm

Ambient conditions

Ambient temperature (operation)	-40 °C ... 85 °C
Ambient temperature (storage/transport)	-40 °C ... 85 °C
Degree of protection	IP20

General

Housing material	PBT
Flammability rating according to UL 94	V-0
Color	traffic grey A RAL 7042
Mounting type	DIN rail: 35 mm
Design	Rail-mountable module, one-piece
Direction of action	Line-Line & Line-Signal Ground/Shield & optional Signal Ground/Shield-Earth Ground

Surge protection device - TTC-6-2-HC-M-24DC-PT-I - 2906731

Technical data

Protective circuit

IEC test classification	C1
	C2
	C3
	D1
Nominal voltage U_N	24 V DC
Maximum continuous voltage U_C	30 V DC
Rated current	6 A (55 °C)
Operating effective current I_C at U_C	$\leq 5 \mu\text{A}$
Residual current I_{PE}	$\leq 1 \mu\text{A}$
Nominal discharge current I_n (8/20) μs (Core-Core)	0.5 kA
Nominal discharge current I_n (8/20) μs (core-earth)	5 kA
Pulse discharge current I_{imp} (10/350) μs (core-ground)	0.5 kA
Total discharge current I_{total} (8/20) μs	5 kA
Voltage protection level U_p (core-core)	$\leq 50 \text{ V}$ (C1 - 1 kV/500 A)
	$\leq 45 \text{ V}$ (C3 - 25 A)
	$\leq 50 \text{ V}$ (C3 - 100 A)
Voltage protection level U_p (core-ground)	$\leq 1.35 \text{ kV}$ (C1 - 1 kV/500 A)
	$\leq 1.45 \text{ kV}$ (C2 - 10 kV / 5 kA)
	$\leq 850 \text{ V}$ (C3 - 25 A)
	$\leq 1.1 \text{ kV}$ (C3 - 100 A)
Response time t_A (core-core)	$\leq 1 \text{ ns}$
Response time t_A (core-earth)	$\leq 100 \text{ ns}$
Input attenuation a_E , sym.	typ. 0.3 dB ($\leq 300 \text{ kHz} / 150 \Omega$)
Cut-off frequency f_g (3 dB), sym. in 150 Ohm system	typ. 1 MHz
Capacity (core-earth)	typ. 2.2 nF
Resistance in series	$\leq 100 \text{ m}\Omega$
Surge protection fault message	optical
Max. required back-up fuse	6.3 A (FF)
Impulse durability (conductor-conductor)	C1 - 1 kV/500 A
	C3 - 100 A
Impulse durability (conductor-ground)	C1 - 1 kV/500 A
	C2 - 10 kV/5 kA
	C3 - 100 A
	D1 - 500 A
Pulse reset time (conductor-ground)	$\leq 40 \text{ ms}$

Connection data

Connection method	Push-in connection
Connection method IN	Push-in connection
Connection method OUT	Push-in connection
Stripping length	8 mm

Surge protection device - TTC-6-2-HC-M-24DC-PT-I - 2906731

Technical data

Connection data

Conductor cross section flexible	0.2 mm ² ... 2.5 mm ²
Conductor cross section solid	0.2 mm ² ... 4 mm ²
Conductor cross section AWG	24 ... 12

Standards and Regulations

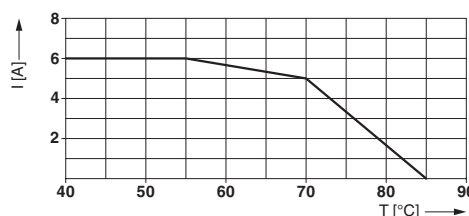
Standards/specifications	IEC 61643-21 2000 + corrigendum 2001 + A1:2008, modified + A2:2012
	EN 61643-21 2001 + A1:2009 + A2:2013

Drawings

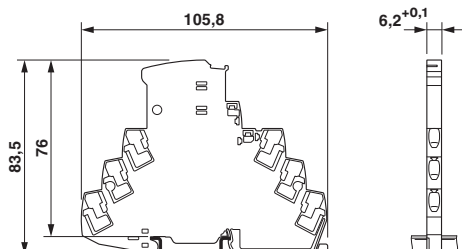
Pictogram



Diagram



Dimensional drawing



Circuit diagram

