

# PTS641 Series SMT Top Actuated Switches



## Features/Benefits

- 6.3 x 6.3 mm footprint
- Multiple heights
- Ground pin option

## Typical Applications

- Metering
- White goods
- Home and garden equipment

B

Tactile Switches

### Specification

FUNCTION: Momentary action  
CONTACT ARRANGEMENT: 1 make contact = SPST N.O.  
TERMINALS: G type for SMT

### Mechanical

TRAVEL:  
0.20 mm ±0.15 mm for 160 & 250 gf  
0.30 mm ±0.15 mm for 320 gf  
OPERATING LIFE: 100,000 cycles  
OPERATION FORCE:  
160 gf ±50 gf blue actuator  
250 gf ±50 gf red actuator  
320 gf ±80 gf black actuator

### Packaging

Switches in reels of 1,500 pieces.  
Dimensions of reels according to EIA 481B  
External diameter 330 mm

### Electrical

MAXIMUM VOLTAGE: 12 VDC  
MAXIMUM CURRENT DC: 50 mA  
DIELECTRIC STRENGTH: 250 VA C (1mm)  
CONTACT RESISTANCE: 100 m Ω  
INSULATION RESISTANCE: ≥ 100 M Ω  
BOUNCE TIME: < 5 ms

### Environmental

OPERATING TEMPERATURE: -20°C to 85°C

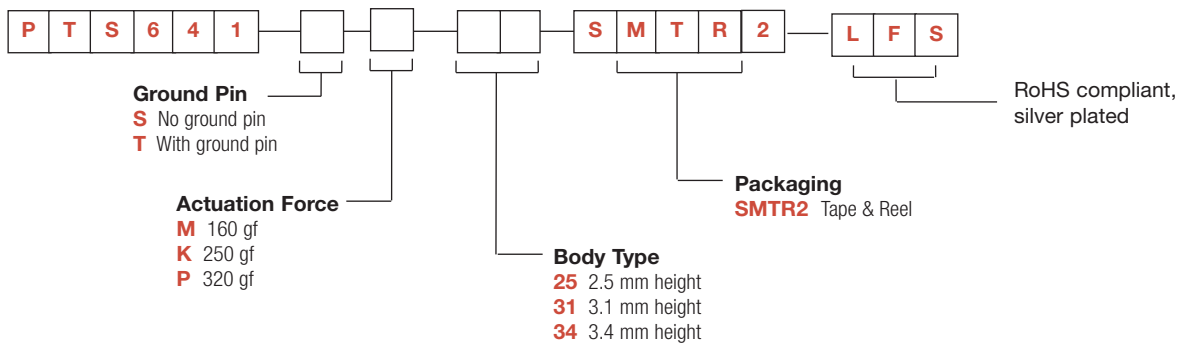
### Process

SOLDERING: This component is suited to the following methods:  
Infrared Reflow Soldering in accordance with IEC61760-1

**NOTE:** Specifications listed above are for switches with standard options.  
For information on specific and custom switches, consult Customer Service Center.

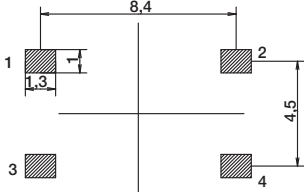
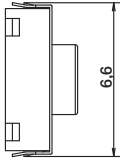
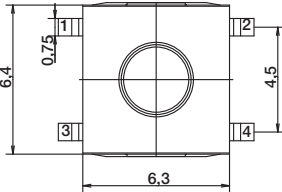
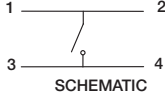
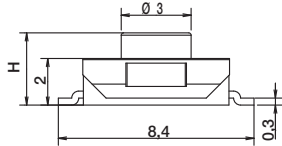
### How To Order

Our easy build-a-switch concept allows you to mix and match options to create the switch you need. To order, select desired option from each category and place it in the appropriate box.



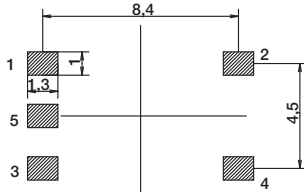
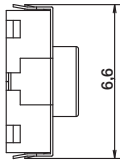
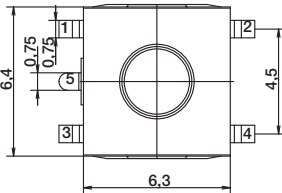
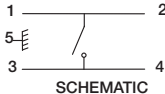
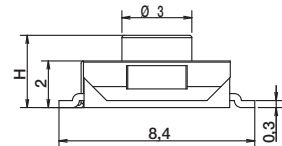
# PTS641 Series SMT Top Actuated Switches

**NO GROUND PIN** H = 2.5, 3.1, or 3.4 mm



RECOMMENDED PCB LAYOUT

**GROUND PIN** H = 2.5, 3.1, or 3.4 mm



RECOMMENDED PCB LAYOUT



**B**  
Tactile Switches