



Connectors > Circular Connectors > Standard Circular Connectors



Number of Positions: 6

Connector System: **Wire-to-Wire**

Sealable: **Yes**

Connector & Contact Terminates To: **Wire & Cable**

Contact Current Rating (Max): **5 A**

Features

Product Type Features

Connector Product Type	Connector Kit
Assembly Type	Electrical Connector
Prewired	No
Connector System	Wire-to-Wire
Sealable	Yes
Connector & Contact Terminates To	Wire & Cable
Circular Connector Type	Receptacle
Shell Type	Round Flange Receptacle

Configuration Features

Keying & Polarized Position Locations	Normal
Factory Installed Backshell	Without
Number of Positions	6
Number of Power Positions	0
Number of Signal Positions	6
Contacts Preloaded	No

Body Features

Product Weight	2.8 g[.096 oz]
----------------	----------------



O-Ring Material	Fluorosilicone
Positive Stop Ferrule	Without
Entry Style	Rear Insertion
Environmental Protection	With
Shield Rating	100 - 10000 MHz
Environmental Protection Type	Elastomer Sealed
Primary Product Color	Black
Peripheral Seal Material	Fluorosilicone Elastomer
Fluid Type	None
Feedthrough Type	No
Shell Plating Material	Black Zinc Nickel
Shell Base Material	Aluminum 6061-T6
Circular Connector Insulation Material Type	LCP (Liquid Crystal Polymer)
Hermetically Sealed	No

Contact Features

Contact Current Rating (Max)	5 A
Reverse Gender	No
Circular Connector Contact Type	Socket

Mechanical Attachment

Panel Mount Feature	Without
Mating Retention Type	Push-Pull Self-Locking
PCB Mount Retention	Without
Panel Mount Feature Type	Round Flange
Mating Alignment	With
PCB Mount Alignment	Without
Mating Alignment Type	Keyed
Mating Retention	With

Housing Features

Circular Connector Shell Size	6
Alignment Keyed	Insert Clocking

Dimensions

Compatible Insulation Diameter Range	.76 – 1.37 mm[.03 – .054 in]
Wire Size	22 – 24 AWG



Usage Conditions

IP Dust Sealing Level	5
Fluid Resistance	Immersion
Operating Temperature Range	-10 – 70 °C[14 – 158 °F]

Operation/Application

Durability Rating	2000 Cycles
Circuit Application	Signal
Shielded	Yes

Industry Standards

UL Flammability Rating	UL 94V-0
------------------------	----------

Packaging Features

Packaging Quantity	1
--------------------	---

Other

Field Serviceable	No
Position Locations Omitted	All

Product Compliance

For compliance documentation, visit the product page on [TE.com](#)>

EU RoHS Directive 2011/65/EU	Not Compliant
EU ELV Directive 2000/53/EC	Not Compliant
China RoHS 2 Directive MIIT Order No 32, 2016	Restricted Materials Above Threshold
EU REACH Regulation (EC) No. 1907/2006	Current ECHA Candidate List: JAN 2025 (247) Candidate List Declared Against: JAN 2025 (247) SVHC > Threshold: Cd (.2% in 74019111) Dodecamethylcyclohexasiloxane (D6) (.5% in 27519830206) Decamethylcyclopentasiloxane (D5) (.5% in 27519830206) Pb (4% in Component Part) Octamethylcyclotetrasiloxane (D4) (.5% in 27519830206) Article Safe Usage Statements: Use personal protective equipment as required. Do not eat, drink or smoke when using this product. Wash thoroughly after handling. Recycle if possible and dispose of the article by following all applicable governmental regulations relevant to your geographic location.
Halogen Content	Low Bromine/Chlorine - Br and Cl < 900



ppm per homogenous material. Also BFR /CFR/PVC Free

Solder Process Capability

Not applicable for solder process capability

Product Compliance Disclaimer

This information is provided based on reasonable inquiry of our suppliers and represents our current actual knowledge based on the information they provided. This information is subject to change. The part numbers that TE has identified as EU RoHS compliant have a maximum concentration of 0.1% by weight in homogenous materials for lead, hexavalent chromium, mercury, PBB, PBDE, DBP, BBP, DEHP, DIBP, and 0.01% for cadmium, or qualify for an exemption to these limits as defined in the Annexes of Directive 2011/65/EU (RoHS2). Finished electrical and electronic equipment products will be CE marked as required by Directive 2011/65/EU. Components may not be CE marked. Additionally, the part numbers that TE has identified as EU ELV compliant have a maximum concentration of 0.1% by weight in homogenous materials for lead, hexavalent chromium, and mercury, and 0.01% for cadmium, or qualify for an exemption to these limits as defined in the Annexes of Directive 2000/53/EC (ELV). Regarding the REACH Regulation, the information TE provides on SVHC in articles for this part number is based on the latest European Chemicals Agency (ECHA) ‘Guidance on requirements for substances in articles’ posted at this URL: <https://echa.europa.eu/guidance-documents/guidance-on-reach>

Compatible Parts



TE Part # 2226910-2
NETT WARRIOR PLUG



TE Part # 2226913-1
CONTACT, PIN, CRIMPED, SIZE 23




TE Part # 2226910-1
NETT WARRIOR PLUG ASSEMBLY



TE Part # 2101550-1
PLUG, 7 POS, Sz103, w/SOLDER CUPS, 140 POT

Also in the Series | O.C.H. Micro Circular Connectors



Connector Contacts(2)



Crimp Wire Pins, Tabs & Ferrules(1)



Standard Circular Connectors(6)

Customers Also Bought



TE Part #127429-000

SO63-5-9030



TE Part #2337237-3

TACT MINI GW 5.2X5.2X1.5 160GF



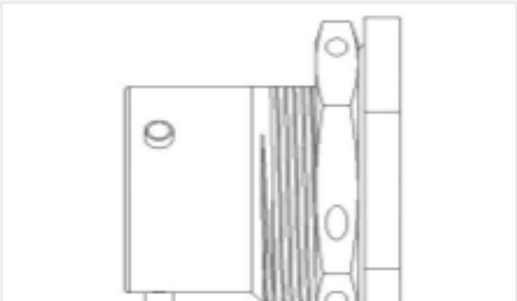
TE Part #1616096-1

SDH110B=CONTACTOR




TE Part #350783-1

12P UMNL CAP HSG



TE Part #YDL64H-18-31PNV001

HERM RECP



TE Part #806798-000

222A111-25-0



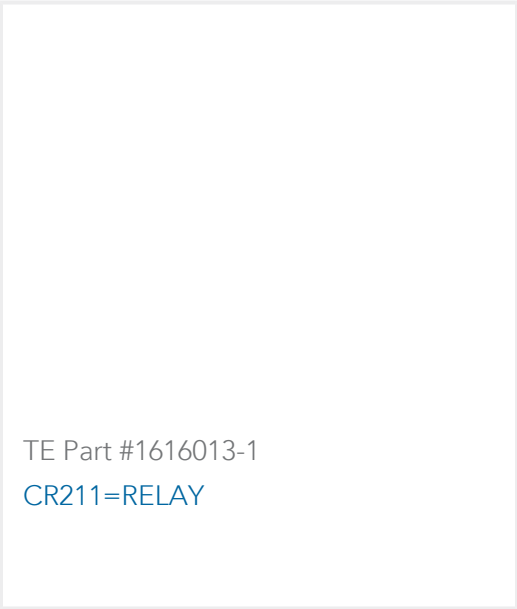
TE Part #NB17264001

RP-4800-NO.10-0-SP



TE Part #453757-000

LNCL-15-185-GK



TE Part #1616013-1

CR211=RELAY



TE Part #6-1616154-9

13566001=PLATE COVER

Documents

CAD Files

3D PDF

3D

Customer View Model

ENG_CVM_CVM_2226920-1_S.2d_dxf.zip

English

Customer View Model

ENG_CVM_CVM_2226920-1_S.3d_igs.zip

English

Customer View Model

ENG_CVM_CVM_2226920-1_S.3d_stp.zip

English

By downloading the CAD file I accept and agree to the [Terms and Conditions](#) of use.

Product Specifications

Product Specification

English