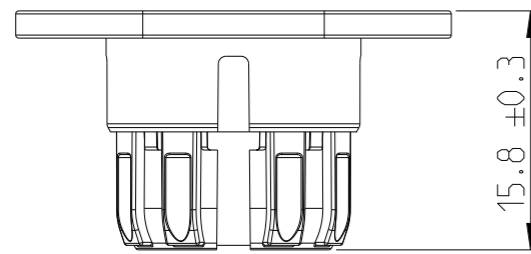
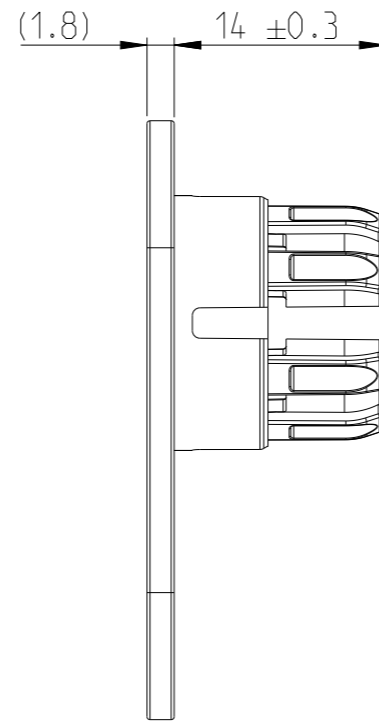
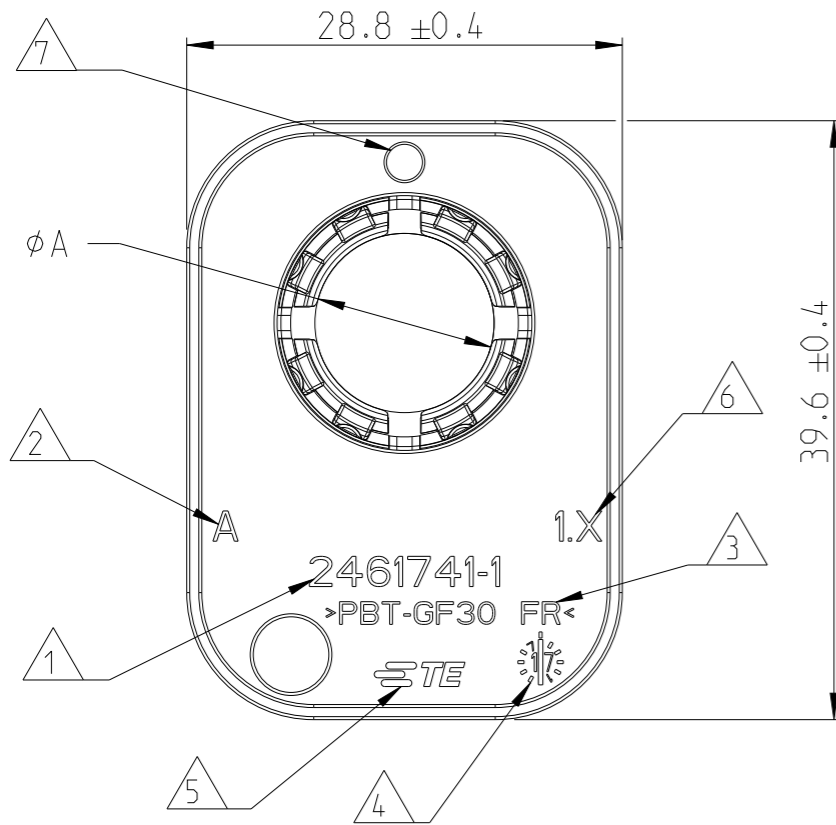


P	LTR	DESCRIPTION	DATE	DWN	APVD
	A	NEW DRAWING	14DEC2023	MF	FE
	A1	ECN-25-343823: NEW VARIANTS	15AUG2025	US	PW

NOTES  
Bemerkungen

- 1 TE-CONNECTIVITY ORDER-NUMBER  
TE-Connectivity Bestellnummer
- 2 REVISION, SEE TABLE  
Revision, siehe Tabelle
- 3 MATERIAL MARKING  
Materialkennzeichnung
- 4 PRODUCTION DATE  
Produktionsdatum
- 5 TE-LOGO  
TE-Logo
- 6 CONTACT CAVITY NUMBERING  
Kammernummerierung
- 7 INJECTION POINT  
Anspritzpunkt
- 8 MALFUNCTION CAUSED BY LACQUER IS NOT COVERED BY TE WARRANTY.  
Funktionsbeeinträchtigung durch Lackieren liegt nicht im Einfluss und Gewährleistungsumfang von TE.
- 9 BULK PACKAGING IN CORRUGATED SHIPPING BOX  
Schuettgut im Versandkarton



A	11.1 ±0.3	2461741-9	A	CABLE CLAMP,PCON21 35mm <sup>2</sup> Kabelklemme,PCON21 35mm <sup>2</sup>	1.76	2.90	PBT-GF30 FR	GREEN Grün	7
A1	13.1 ±0.3	2461741-8	A	CABLE CLAMP,PCON21 50mm <sup>2</sup> Kabelklemme,PCON21 50mm <sup>2</sup>	1.79	2.95	PBT-GF30 FR	YELLOW Gelb	6
A1	14.6 ±0.3	2461741-7	A	CABLE CLAMP,PCON21 70mm <sup>2</sup> Kabelklemme,PCON21 70mm <sup>2</sup>	1.81	2.99	PBT-GF30 FR	WHITE Weiß	5
A1	16.8 ±0.3	2461741-6	A	CABLE CLAMP,PCON21 95mm <sup>2</sup> Kabelklemme,PCON21 95mm <sup>2</sup>	1.83	3.02	PBT-GF30 FR	VIOLET Violett	4
A1	16.6 ±0.3	2461741-3	A	CABLE CLAMP,PCON21 95mm <sup>2</sup> Kabelklemme,PCON21 95mm <sup>2</sup>	1.84	2.99	PBT-GF30 FR	DUST GREY Staubgrau	3
	14.05 ±0.3	2461741-2	A	CABLE CLAMP,PCON21 70mm <sup>2</sup> Kabelklemme,PCON21 70mm <sup>2</sup>	1.8	2.95	PBT-GF30 FR	LIGHT BLUE Lichtblau	2
	11.85 ±0.3	2461741-1	A	CABLE CLAMP,PCON21 50mm <sup>2</sup> Kabelklemme,PCON21 50mm <sup>2</sup>	1.77	2.91	PBT-GF30 FR	BLACK Schwarz	1
A	PART NO.	REV.	DESCRIPTION		VOLUME [cm <sup>3</sup> ]	WEIGHT [g]	MATERIAL	COLOUR	ITEM NO.

PARTS LIST

THIS DRAWING IS A CONTROLLED DOCUMENT.		DWN M. Floesser 14DEC2023	TE Connectivity NAME CABLE CLAMP,PCON21 Kabelklemme,PCON21		
DIMENSIONS: mm		CHK P. Wrobel 14DEC2023			
TOLERANCES UNLESS OTHERWISE SPECIFIED:		APVD F. Eltrop 15DEC2023			
0 PLC ± 1 PLC ±0.5 2 PLC ±0.13 3 PLC ±0.013 4 PLC ±0.0001 ANGLES ±		PRODUCT SPEC 108-94935			
MATERIAL SEE TABLE siehe Tabelle		FINISH -	APPLICATION SPEC 114-97587	WEIGHT SEE TABLE	RESTRICTED TO -
DIN ISO 20457 DIN EN ISO 8015 (AD) - DIN EN ISO 291 DIN EN ISO 14405-1/-2/-3			SCALE 2:1	SHEET 1 OF 1	REV A1

DIMENSION AND TOLERANCES ACCORDING TO:  
Bemaßungen und Toleranzen gemäß:

DIN ISO 20457  
DIN EN ISO 8015 (AD) - DIN EN ISO 291  
DIN EN ISO 14405-1/-2/-3