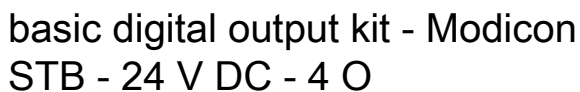


Specifications



393519143

STBDDO3415K

EAN Code: 3595863989281

Range of product	Modicon STB distributed I/O solution
Product or component type	Basic digital output kit
Kit composition	STBXBA1000 base STBXTS1100, 6-terminal screw type connector STBXTS2100, 6-terminal spring clamp connector STBDDO3415 module
Discrete output number	4
Discrete output type	Solid state
Discrete output voltage	24 V
Discrete output voltage type	DC

Discrete output current	250 mA
Discrete output logic	Positive
Output voltage	19.2...30 V DC
Absolute maximum voltage	56 V 1.3 ms
Response time	560 μs off-to-on 870 μs on-to-off
Cold swapping	Yes
hot swapping	No for basic NIMs
Protection type	Power protection integrated fuse on PDM time lag 5 A Reverse polarity protection Short-circuit protection Thermal overload protection
Insulation between channels and logic bus	1500 V for 1 minute
Maximum leakage current	0.4 mA at state 0 30 V
Surge current	2.5 A 0.5 ms
Maximum load capacitance	50 μF
Maximum load inductance	500 mH at 4 Hz
Reset	Manual or automatic reset COM fault
Product compatibility	I/O base STBXBA1000 Power distribution module STBPDT3100/3105
[Us] rated supply voltage	24 V DC
Supply	Power distribution module
Current consumption	70 mA at 5 V DC for logic bus

Marking	CE
Overvoltage category	II
Status LED	1 LED (green) module status (RDY) 1 LED per channel (green) channel status (OUT1 to OUT4)
Height	13.9 mm
Depth	70 mm
Width	128.3 mm
Net weight	0.11 kg

Environment

Standards	IEC 61131-2
Product certifications	CSA FM Class 1 Division 2 UL
Pollution degree	2 conforming to IEC 60664-1
Operating altitude	<= 2000 m
IP degree of protection	IP20 conforming to IEC 61131-2 class 1
Ambient air temperature for operation	0...60 °C (without derating)
Ambient air temperature for operation	32...140 °F without derating
Ambient air temperature for storage	-40...85 °C without derating
Ambient air temperature for storage	-40...185 °F without derating
Relative humidity	95 % at 60 °C without condensation
Vibration resistance	3 gn at 58...150 Hz on 35 x 7.5 mm symmetrical DIN rail 5 gn at 58...150 Hz on 35 x 15 mm symmetrical DIN rail +/-0.35 mm at 10...58 Hz
Shock resistance	30 gn for 11 ms conforming to IEC 88 reference 2-27

Packing Units

Unit Type of Package 1	PCE
Number of Units in Package 1	1
Package 1 Height	3.000 cm
Package 1 Width	8.000 cm
Package 1 Length	13.000 cm
Package 1 Weight	134.000 g
Unit Type of Package 2	S02
Number of Units in Package 2	28
Package 2 Height	15.000 cm
Package 2 Width	30.000 cm
Package 2 Length	40.000 cm
Package 2 Weight	4.256 kg

Logistical informations

Country of origin	FR
-------------------	----

Contractual warranty


Warranty	18 months
----------	-----------

Schneider Electric aims to achieve Net Zero status by 2050 through supply chain partnerships, lower impact materials, and circularity via our ongoing “Use Better, Use Longer, Use Again” campaign to extend product lifetimes and recyclability.



[Environmental Data explained >](#)

[How we assess product sustainability >](#)

Use Better

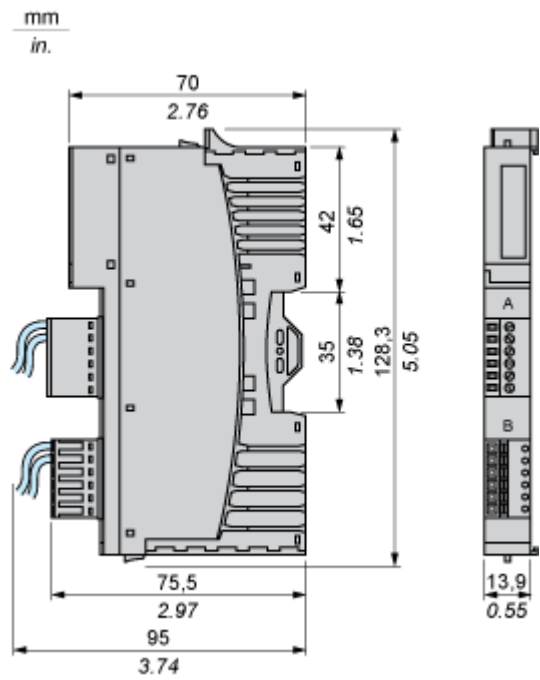
 Materials and Substances	
Packaging made with recycled cardboard	No
Packaging without single use plastic	No
EU RoHS Directive	Pro-active compliance (Product out of EU RoHS legal scope)
SCIP Number	6830dd70-e4bc-47df-85c7-e41f888576f4
REACH Regulation	REACH Declaration

Use Again

 Repack and remanufacture	
Take-back	No
WEEE	 The product must be disposed on European Union markets following specific waste collection and never end up in rubbish bins

Dimensions Drawings

Dimensions

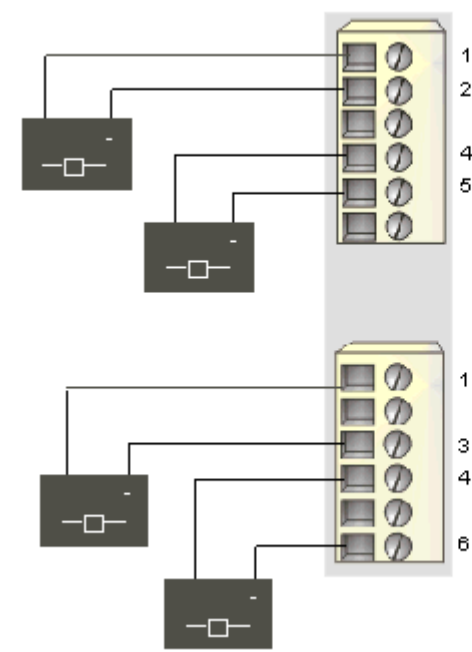


Connections and Schema

Wiring Diagram

Example

4 two-wire actuators



Pin	Top Connector	Bottom Connector
1	output to actuator 1	output to actuator 3
2	field power return	field power return
3	field power return	field power return
4	output to actuator 2	output to actuator 4
5	field power return	field power return
6	field power return	field power return