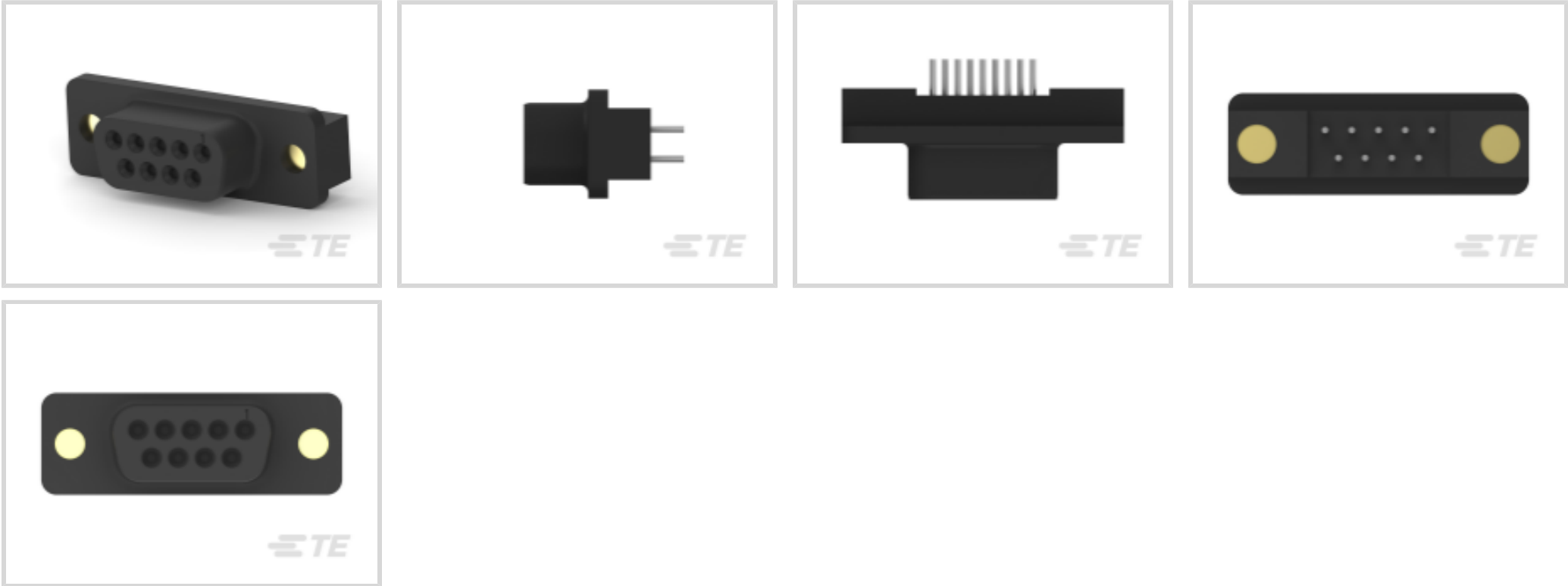




Connectors > D-Shaped Connectors > D-Sub Connectors > PCB D-Sub Connectors > D-Sub Receptacle Assembly: Vertical, Shell Size 1, 2.74mm



Connector & Housing Type: Receptacle

Connector System: Board-to-Board

Number of Positions: 9

Centerline (Pitch): 2.74 mm [.108 in]

Number of Rows: 2

[All D-Sub Receptacle Assembly: Vertical, Shell Size 1, 2.74mm \(39\)](#)

Features

Product Type Features

| | |
|-----------------------------------|-----------------------|
| Shell Material Configuration | All Plastic |
| Connector & Housing Type | Receptacle |
| Connector System | Board-to-Board |
| Connector Shell Size | 1 |
| Connector & Contact Terminates To | Printed Circuit Board |

Configuration Features

| | |
|-----------------------|----------|
| Number of Positions | 9 |
| Number of Rows | 2 |
| PCB Mount Orientation | Vertical |

Body Features

| | |
|-----------------------------------|-------|
| Insert Material | Brass |
| Mating Retention Feature Material | Brass |
| Primary Product Color | Black |



| | |
|---|--------------------------------|
| Connector Profile | Standard |
| Contact Features | |
| Contact Underplating Material | Nickel |
| | 30 µin |
| Contact Options | Installed |
| Contact Mating Area Plating Material | Gold (Au) |
| Contact Base Material | Phosphor Bronze |
| PCB Contact Termination Area Plating Material | Tin |
| Contact Shape & Form | Round |
| Contact Current Rating (Max) | 6 A |
| Termination Features | |
| Termination Post & Tail Diameter | .66 mm[.026 in] |
| Termination Method to PCB | Through Hole - Solder |
| Termination Post & Tail Length | 3.18 mm[.125 in] |
| Mechanical Attachment | |
| Mounting Hole Diameter | 3.05 mm[.12 in] |
| PCB Mount Retention | With |
| PCB Mount Retention Type | Mounting Hole |
| Mating Retention | With |
| Mating Retention Type | Threaded Insert, 4-40 UNC |
| Connector Mounting Type | Board Mount |
| Housing Features | |
| Housing Material | Thermoplastic |
| Centerline (Pitch) | 2.74 mm[.108 in] |
| Dimensions | |
| PCB Thickness (Recommended) | 1.57 – 2.36 mm[.062 – .093 in] |
| Row-to-Row Spacing | 2.84 mm[.112 in] |
| Usage Conditions | |
| Operating Temperature Range | -55 – 105 °C[-67 – 221 °F] |
| Operation/Application | |
| Circuit Application | Signal |

Industry Standards



| | |
|------------------------|----------|
| UL Flammability Rating | UL 94V-0 |
|------------------------|----------|

Packaging Features

| | |
|--------------------|------|
| Packaging Quantity | 17 |
| Packaging Method | Tube |

Product Compliance

For compliance documentation, visit the product page on TE.com>

| | |
|---|---|
| EU RoHS Directive 2011/65/EU | Compliant with Exemptions |
| EU ELV Directive 2000/53/EC | Compliant with Exemptions |
| China RoHS 2 Directive MIIT Order No 32, 2016 | Restricted Materials Above Threshold |
| EU REACH Regulation (EC) No. 1907/2006 | Current ECHA Candidate List: JAN 2025 (247) Candidate List Declared Against: JUNE 2024 (241) SVHC > Threshold: Pb (3.7% in Component Part) Article Safe Usage Statements: Do not eat, drink or smoke when using this product. Wash thoroughly after handling. Recycle if possible and dispose of the article by following all applicable governmental regulations relevant to your geographic location. |
| Halogen Content | Not Low Halogen - contains Br or Cl > 900 ppm. |
| Solder Process Capability | Wave solder capable to 265°C |

Product Compliance Disclaimer

This information is provided based on reasonable inquiry of our suppliers and represents our current actual knowledge based on the information they provided. This information is subject to change. The part numbers that TE has identified as EU RoHS compliant have a maximum concentration of 0.1% by weight in homogenous materials for lead, hexavalent chromium, mercury, PBB, PBDE, DBP, BBP, DEHP, DIBP, and 0.01% for cadmium, or qualify for an exemption to these limits as defined in the Annexes of Directive 2011/65/EU (RoHS2). Finished electrical and electronic equipment products will be CE marked as required by Directive 2011/65/EU. Components may not be CE marked. Additionally, the part numbers that TE has identified as EU ELV compliant have a maximum concentration of 0.1% by weight in homogenous materials for lead, hexavalent chromium, and mercury, and 0.01% for cadmium, or qualify for an exemption to these limits as defined in the Annexes of Directive 2000/53/EC (ELV). Regarding the REACH Regulation, the information TE provides on SVHC in articles for this part number is based on the latest European Chemicals Agency (ECHA) ‘Guidance on requirements for substances in articles’ posted at this URL: <https://echa.europa.eu/guidance-documents/guidance-on-reach>

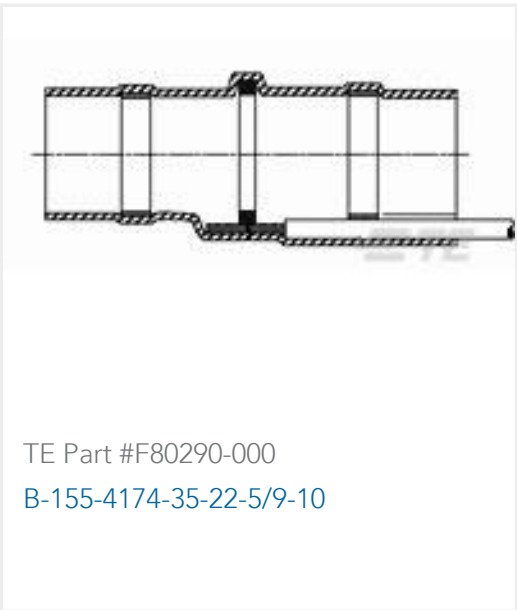
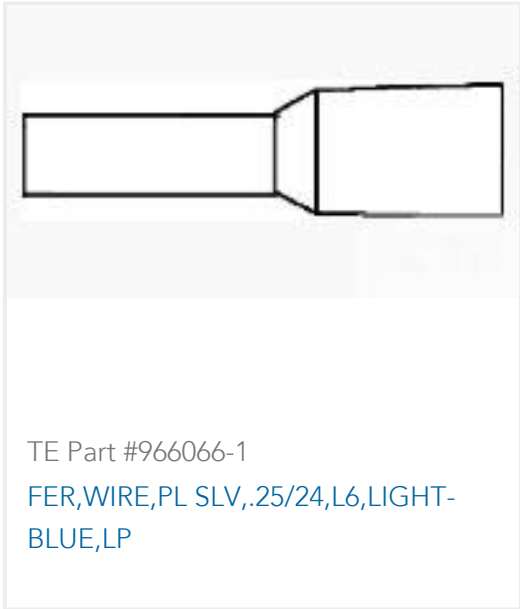
Compatible Parts



Also in the Series | **AMPLIMITE HD-20**



Customers Also Bought





Documents

Product Drawings

HD-20 RCPT 9P VERT THD INS

English

CAD Files

3D PDF

3D

Customer View Model

ENG_CVM_CVM_5207841-4_O.2d_dxf.zip

English

Customer View Model

ENG_CVM_CVM_5207841-4_O.3d_igs.zip

English

Customer View Model

ENG_CVM_CVM_5207841-4_O.3d_stp.zip

English

By downloading the CAD file I accept and agree to the [Terms and Conditions](#) of use.

Datasheets & Catalog Pages

AMPLIMITE Subminiature D Connectors - Straight Posted Connectors

English

Product Specifications

Product Specification

English

Agency Approvals

UL Report

English