


## Distribution block - PTFIX 4/12X1,5-G-FE - 1046984


Please be informed that the data shown in this PDF Document is generated from our Online Catalog. Please find the complete data in the user's documentation. Our General Terms of Use for Downloads are valid (<http://phoenixcontact.com/download>)



Distribution block, nom. voltage: 450 V, nominal current: 17.5 A, connection method: Push-in connection, Push-in connection, number of connections: 13, cross section: 0.14 mm<sup>2</sup> - 2.5 mm<sup>2</sup>, AWG: 26 - 14, width: 31.4 mm, height: 18.7 mm, color: black/yellow, mounting type: adhesive



### Key Commercial Data

Packing unit	20 pc
Minimum order quantity	20 pc
GTIN	 4 055626 669090
GTIN	4055626669090
Weight per Piece (excluding packing)	13.720 g
Custom tariff number	85369010
Country of origin	Poland
Note	Made to Order (non-returnable)

### Technical data

#### General

Number of levels	1
Number of connections	13
Nominal cross section	1.5 mm <sup>2</sup>
Nominal cross section feed-in	4 mm <sup>2</sup>
Color	black/yellow
Insulating material	PA
Flammability rating according to UL 94	V0
Rated surge voltage	6 kV
Degree of pollution	3
Overvoltage category	III
Insulating material group	I
Maximum load current	22 A (with a 2.5 mm <sup>2</sup> conductor cross section)

# Distribution block - PTFIX 4/12X1,5-G-FE - 1046984

## Technical data

### General

Maximum total current	32 A
Nominal current I <sub>N</sub>	17.5 A
Nominal voltage U <sub>N</sub>	450 V
Maximum load current	41 A (with 6 mm <sup>2</sup> conductor connection)
Maximum total current	41 A
Nominal current I <sub>N</sub>	41 A
Open side panel	No
Ambient temperature (operation)	35 °C ... 85 °C
Ambient temperature (storage/transport)	4 °C ... 38 °C (For a short time, not exceeding 24 h, -60 to +70 °C)
Moisture, minimum (storage/transport)	30 %
Moisture, maximum (storage/transport)	70 %
Ambient temperature (assembly)	-5 °C ... 70 °C
Ambient temperature (actuation)	-5 °C ... 70 °C
Result of thermal test	Test passed
Proof of thermal characteristics (needle flame) effective duration	30 s
Oscillation, broadband noise test result	Test passed
Test specification, oscillation, broadband noise	DIN EN 50155 (VDE 0115-200):2018-05
Test spectrum	Service life test category 2, bogie-mounted
Test frequency	f <sub>1</sub> = 5 Hz to f <sub>2</sub> = 250 Hz
ASD level	6.12 (m/s <sup>2</sup> ) <sup>2</sup> /Hz
Acceleration	3.12 g
Test duration per axis	5 h
Test directions	X-, Y- and Z-axis
Shock test result	Test passed
Test specification, shock test	DIN EN 50155 (VDE 0115-200):2018-05
Shock form	Half-sine
Acceleration	30g
Shock duration	18 ms
Number of shocks per direction	3
Test directions	X-, Y- and Z-axis (pos. and neg.)
Relative insulation material temperature index (Elec., UL 746 B)	130 °C
Temperature index of insulation material (DIN EN 60216-1 (VDE 0304-21))	125 °C
Static insulating material application in cold	-60 °C
Surface flammability NFPA 130 (ASTM E 162)	passed
Specific optical density of smoke NFPA 130 (ASTM E 662)	passed
Smoke gas toxicity NFPA 130 (SMP 800C)	passed
Calorimetric heat release NFPA 130 (ASTM E 1354)	27,5 MJ/kg
Fire protection for rail vehicles (DIN EN 45545-2) R22	HL 1 - HL 3
Fire protection for rail vehicles (DIN EN 45545-2) R23	HL 1 - HL 3
Fire protection for rail vehicles (DIN EN 45545-2) R24	HL 1 - HL 3

# Distribution block - PTFIX 4/12X1,5-G-FE - 1046984

## Technical data

### General

Fire protection for rail vehicles (DIN EN 45545-2) R26	HL 1 - HL 3
--	-------------

### Dimensions

Width	31.4 mm
Length	21.6 mm
Height	18.7 mm

### Connection data

Connection method	Push-in connection
Stripping length	8 mm ... 10 mm
Connection in acc. with standard	IEC 60998-2-2
Conductor cross section solid min.	0.14 mm <sup>2</sup>
Conductor cross section solid max.	2.5 mm <sup>2</sup>
Conductor cross section AWG min.	26
Conductor cross section AWG max.	14
Conductor cross section flexible min.	0.14 mm <sup>2</sup>
Conductor cross section flexible max.	1.5 mm <sup>2</sup>
Min. AWG conductor cross section, flexible	26
Max. AWG conductor cross section, flexible	14
Conductor cross section flexible, with ferrule without plastic sleeve min.	0.14 mm <sup>2</sup>
Conductor cross section flexible, with ferrule without plastic sleeve max.	1.5 mm <sup>2</sup>
Conductor cross section flexible, with ferrule with plastic sleeve min.	0.14 mm <sup>2</sup>
Conductor cross section flexible, with ferrule with plastic sleeve max.	1.5 mm <sup>2</sup>
Conductor cross section solid min.	0.34 mm <sup>2</sup>
Conductor cross section solid max.	2.5 mm <sup>2</sup>
Conductor cross section flexible, with ferrule without plastic sleeve min.	0.34 mm <sup>2</sup>
Conductor cross section flexible, with ferrule without plastic sleeve max.	1.5 mm <sup>2</sup>
Conductor cross section flexible, with ferrule with plastic sleeve min.	0.34 mm <sup>2</sup>
Conductor cross section flexible, with ferrule with plastic sleeve max.	1.5 mm <sup>2</sup>
Internal cylindrical gage	A3
Connection	Feed-in stage
Connection method	Push-in connection
Stripping length	10 mm ... 12 mm
Connection in acc. with standard	IEC 60998-2-2
Conductor cross section solid min.	0.2 mm <sup>2</sup>
Conductor cross section solid max.	6 mm <sup>2</sup>
Conductor cross section AWG min.	24
Conductor cross section AWG max.	10
Conductor cross section flexible min.	0.2 mm <sup>2</sup>
Conductor cross section flexible max.	4 mm <sup>2</sup>
Min. AWG conductor cross section, flexible	24
Max. AWG conductor cross section, flexible	10

## Distribution block - PTFIX 4/12X1,5-G-FE - 1046984

### Technical data

#### Connection data

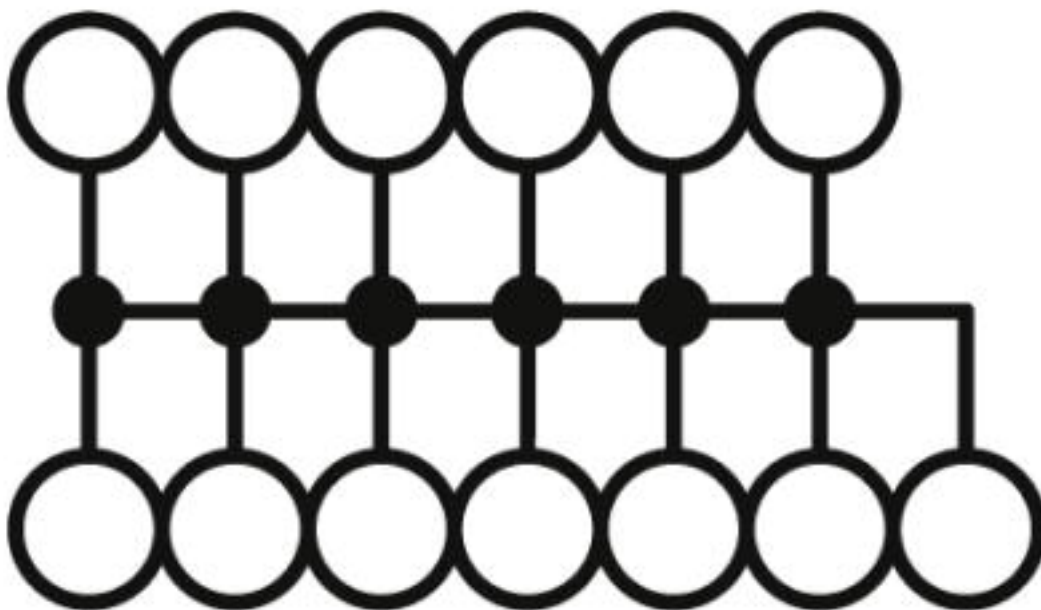
Conductor cross section flexible, with ferrule without plastic sleeve min.	0.2 mm <sup>2</sup>
Conductor cross section flexible, with ferrule without plastic sleeve max.	4 mm <sup>2</sup>
Conductor cross section flexible, with ferrule with plastic sleeve min.	0.2 mm <sup>2</sup>
Conductor cross section flexible, with ferrule with plastic sleeve max.	4 mm <sup>2</sup>

#### Standards and Regulations

Connection in acc. with standard	IEC 60998-2-2
	IEC 60998-2-2
Flammability rating according to UL 94	V0

### Drawings

Circuit diagram



### Classifications

#### eCl@ss

eCl@ss 10.0.1	27141120
eCl@ss 8.0	27141120
eCl@ss 9.0	27141120

#### ETIM

ETIM 5.0	EC000897
ETIM 6.0	EC000897
ETIM 7.0	EC000897

# Distribution block - PTFIX 4/12X1,5-G-FE - 1046984

## Approvals

### Approvals

#### Approvals

EAC / UL Recognized / cUL Recognized / CSA / IEC/IEE CB Scheme / VDE Zeichengenehmigung / DNV GL / EAC / LR / cULus Recognized

#### Ex Approvals

### Approval details

EAC			RU C-DE.AI30.B.01102
-----	--	--	----------------------

UL Recognized		<a href="http://database.ul.com/cgi-bin/XYV/template/LISEXT/1FRAME/index.htm">http://database.ul.com/cgi-bin/XYV/template/LISEXT/1FRAME/index.htm</a>	FILE E 60425
	B	C	
Nominal voltage UN	300 V	150 V	
Nominal current IN	30 A	30 A	
mm <sup>2</sup> /AWG/kcmil	24-10	24-10	

cUL Recognized		<a href="http://database.ul.com/cgi-bin/XYV/template/LISEXT/1FRAME/index.htm">http://database.ul.com/cgi-bin/XYV/template/LISEXT/1FRAME/index.htm</a>	FILE E 60425
	B	C	
Nominal voltage UN	300 V	150 V	
Nominal current IN	30 A	30 A	
mm <sup>2</sup> /AWG/kcmil	24-10	24-10	

CSA		<a href="http://www.csagroup.org/services-industries/product-listing/">http://www.csagroup.org/services-industries/product-listing/</a>	13631
	B	C	
Nominal voltage UN	300 V	150 V	
Nominal current IN	30 A	30 A	
mm <sup>2</sup> /AWG/kcmil	24-10	24-10	

# Distribution block - PTFIX 4/12X1,5-G-FE - 1046984

## Approvals

IECEE CB Scheme		<a href="http://www.iecee.org/">http://www.iecee.org/</a>	DE1-61977
Nominal voltage UN	450 V		
Nominal current IN	32 A		
mm <sup>2</sup> /AWG/kcmil	4		

VDE Zeichengenehmigung		<a href="http://www2.vde.com/de/Institut/Online-Service/VDE-gepruefteProdukte/Seiten/Online-Suche.aspx">http://www2.vde.com/de/Institut/Online-Service/VDE-gepruefteProdukte/Seiten/Online-Suche.aspx</a>	40047798
Nominal voltage UN	450 V		
Nominal current IN	32 A		
mm <sup>2</sup> /AWG/kcmil	0.2-1.5		

DNV GL		<a href="https://approvalfinder.dnvgl.com/">https://approvalfinder.dnvgl.com/</a>	TAE00002TT
Nominal voltage UN	500 V		
Nominal current IN	24 A		

EAC			RU C-DE.BL08.B.00644
-----	--	--	----------------------

LR		<a href="http://www.lr.org/en">http://www.lr.org/en</a>	2002627TA
----	--	---	-----------

cULus Recognized			
------------------	--	--	--

## Accessories

Accessories

Insulating sleeve

## Distribution block - PTFIX 4/12X1,5-G-FE - 1046984

### Accessories

Insulating sleeve - ISH 1,5/0,2 - 3206131



Insulating sleeve, color: white

---

Insulating sleeve - ISH 1,5/0,5 - 3031034



Insulating sleeve, color: gray

---

### Jumper

Plug-in bridge - FBS 2-4 - 3030116



Plug-in bridge, pitch: 4.2 mm, number of positions: 2, color: red

---

Plug-in bridge - FBS 2-4 GY - 3030118



Plug-in bridge, pitch: 4.2 mm, number of positions: 2, color: gray

---

Plug-in bridge - FBS 2-4 BU - 3030117



Plug-in bridge, pitch: 4.2 mm, number of positions: 2, color: blue

---

### Labeled terminal marker

## Distribution block - PTFIX 4/12X1,5-G-FE - 1046984

### Accessories

Marker card - SK 3,8 REEL P4,15 WH CUS - 0825990



Marker card, Card, can be ordered: By card, white, labeled according to customer specifications, mounting type: adhesive, for terminal block width: 4.15 mm, lettering field size: continuous x 3.8 mm

Marker card - SK 2,8 REEL P4,15 WH CUS - 8199987



Marker card, Card, can be ordered: By card, white, labeled according to customer specifications, mounting type: adhesive, for terminal block width: 4.15 mm, lettering field size: continuous x 2.8 mm

Marker card - SK 3,8 REEL P4,15 WH CUS - 8199988



Marker card, Card, can be ordered: By card, white, labeled according to customer specifications, mounting type: adhesive, for terminal block width: 4.15 mm, lettering field size: continuous x 3.8 mm

### Terminal marking

Marking foil for zack marker strip - TML (EX3,8)R - 0801837



Marking foil for zack marker strip, Roll, white, unlabeled, can be labeled with: THERMOMARK ROLL 2.0, THERMOMARK ROLL, THERMOMARK ROLL X1, THERMOMARK ROLLMASTER 300/600, THERMOMARK X1.2, mounting type: adhesive, for terminal block width: 30000 mm, lettering field size: 30000 x 3.8 mm, Number of individual labels: 1

Marking foil for zack marker strip - TML (104X3,8)R - 0801833



Marking foil for zack marker strip, Roll, white, unlabeled, can be labeled with: THERMOMARK ROLL 2.0, THERMOMARK ROLL, THERMOMARK ROLL X1, THERMOMARK ROLLMASTER 300/600, THERMOMARK X1.2, mounting type: adhesive, for terminal block width: 104 mm, lettering field size: 104 x 3.8 mm, Number of individual labels: 2500



## Distribution block - PTFIX 4/12X1,5-G-FE - 1046984

### Accessories

#### Marking foil for zack marker strip - TML (104X2,8)R - 0801832



Marking foil for zack marker strip, Roll, white, unlabeled, can be labeled with: THERMOMARK ROLL 2.0, THERMOMARK ROLL, THERMOMARK ROLL X1, THERMOMARK ROLLMASTER 300/600, THERMOMARK X1.2, mounting type: adhesive, for terminal block width: 104 mm, lettering field size: 104 x 2.8 mm, Number of individual labels: 2500

---

#### Marking foil for zack marker strip - TML (EX2,8)R - 0801836



Marking foil for zack marker strip, Roll, white, unlabeled, can be labeled with: THERMOMARK ROLL 2.0, THERMOMARK ROLL, THERMOMARK ROLL X1, THERMOMARK ROLLMASTER 300/600, THERMOMARK X1.2, mounting type: adhesive, for terminal block width: 30000 mm, lettering field size: 30000 x 2.8 mm, Number of individual labels: 1

---

#### Marker for terminal blocks - US-TML (104X3,8) - 0830768



Marker for terminal blocks, Card, white, unlabeled, can be labeled with: BLUEMARK ID COLOR, BLUEMARK ID, THERMOMARK PRIME, THERMOMARK CARD 2.0, THERMOMARK CARD, mounting type: adhesive, lettering field size: 104 x 3.8 mm, Number of individual labels: 22

---

#### Marker for terminal blocks - US-TML (104X2,8) - 0830767



Marker for terminal blocks, Card, white, unlabeled, can be labeled with: BLUEMARK ID COLOR, BLUEMARK ID, THERMOMARK PRIME, THERMOMARK CARD 2.0, THERMOMARK CARD, mounting type: adhesive, lettering field size: 104 x 2.8 mm, Number of individual labels: 26

---

#### Marker card - SK U/3,8 WH:UNBEDRUCKT - 0803906



Marker card, Sheet, white, unlabeled, can be labeled with: PLOTMARK, CMS-P1-PLOTTER, Office printing systems, mounting type: adhesive, for terminal block width: 210 mm, lettering field size: 186 x 3.8 mm, Number of individual labels: 1440

---

## Distribution block - PTFIX 4/12X1,5-G-FE - 1046984

### Accessories

Marker card - SK U/2,8 WH:UNBEDRUCKT - 0803883



Marker card, Sheet, white, unlabeled, can be labeled with: PLOTMARK, CMS-P1-PLOTTER, Office printing systems, mounting type: adhesive, for terminal block width: 210 mm, lettering field size: 186 x 2.8 mm, Number of individual labels: 3600

---

### Test plug terminal block

Accessories - MPS-MT 1-S4-B RD - 1982800



Accessories

---

Phoenix Contact 2020 © - all rights reserved  
<http://www.phoenixcontact.com>