JX

- The **AX-FIJ** range, especially for Omron 3G3JX Series inverters.
- Help to ensure EMC compliance of machinery and installations using 3G3JX drives.
- Footprint filters mount between the inverter and the panel, saving valuable space inside wiring cabinets.
- All filters are designed and manufactured to UL requirements and are CE marked.

Dimensions

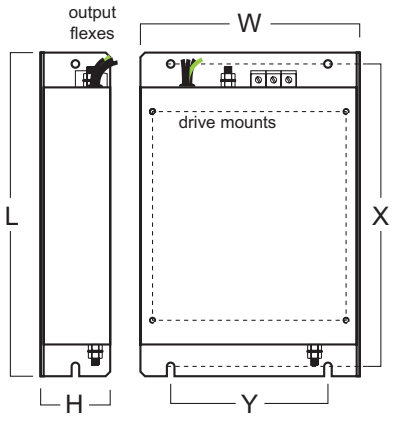

Applied Inverter	Filter Part No	Rated Current	Max Rated Voltage	Leakage current Nom / Max	External L x W x H (mm)	Mount Dims X x Y (mm)	Inverter Fixing	wt (kg)
3G3JX AE002 3G3JX AE004	AX-FIJ1006-RE	6A	1ph, 250V	7.0mA	193 x 81 x 40	183 x 57	M4	0.5
3G3JX AE007	AX-FIJ1010-RE	10A	1ph, 250V	7.0mA	226 x 112 x 47	216 x 88	M4	0.6
3G3JX AE015 3G3JX AE022	AX-FIJ1023-RE	23A	1ph, 250V	7.0mA	226 x 112 x 47	216 x 88	M4	0.8
3G3JX A2002 3G3JX A2004 3G3JX A2007	AX-FIJ2006-RE	6A	3ph, 250V		193 x 81 x 50	183 x 57	M4	1.0
3G3JX A2015 3G3JX A2022 3G3JX A2037	AX-FIJ2020-RE	20A	3ph, 250V		226 x 112 x 50	216 x 88	M4	1.3
3G3JX A2055 3G3JX A2075	AX-FIJ2040-RE	40A	3ph, 250V		289 x 182 x 55	279 x 150	M5	2.3
3G3JX A4004 3G3JX A4007 3G3JX A4015	AX-FIJ3005-RE	5A	3ph, 480V	0.3 / 40mA	226 x 112 x 45	216 x 88	M4	0.9
3G3JX A4022 3G3JX A4040	AX-FIJ3011-RE	11A	3ph, 480V	0.3 / 40mA	226 x 112 x 45	216 x 88	M4	1.1
3G3JX A4055 3G3JX A4075	AX-FIJ3020-RE	20A	3ph, 480V	0.3 / 40mA	289 x 182 x 50	279 x 150	M5	1.7

Typical Circuit Schematics

Single Phase

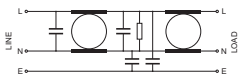

Three Phase

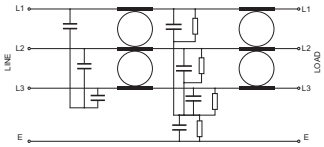

MX2

- The **AX-FIM** range, especially for Omron MX2 Series inverters.
- Help to ensure EMC compliance of machinery and installations using MX2 drives.
- Footprint filters mount between the inverter and the panel, saving valuable space inside wiring cabinets.
- All filters are designed and manufactured to UL requirements and are CE marked.

Dimensions

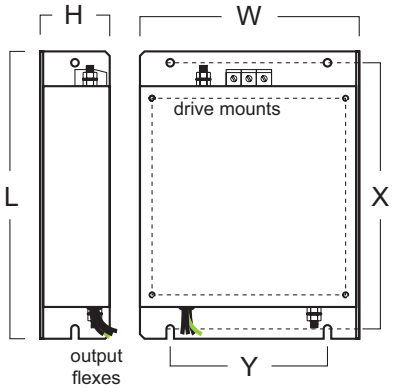

Applied Inverter 3G3MX2	Filter Part No	Rated Current	Max Rated Voltage	Leakage current Nom / Max	External L x W x H (mm)	Mount Dims X x Y (mm)	Inverter Fixing	wt (kg)
AB001-E AB002-E AB004-E	AX-FIM1010-RE	10A	1ph, 250V	7.0mA	169 x 71 x 45	156 x 51	M4	0.6
AB007-E	AX-FIM1014-RE	14A	1ph, 250V	7.0mA	169 x 111 x 50	156 x 91	M4	0.8
AB015-E AB022-E	AX-FIM1024-RE	24A	1ph, 250V	7.0mA	169 x 111 x 50	156 x 91	M4	0.8
A4004-E A4007-E	AX-FIM3005-RE	5A	3ph, 480V	3.0 / 160mA	169 x 114 x 46	156 x 96	M4	1.0
A4015-E A4022-E A4030-E	AX-FIM3010-RE	10A	3ph, 480V	3.0 / 160mA	169 x 114 x 46	156 x 96	M4	1.0
A4040-E	AX-FIM3014-RE	14A	3ph, 480V	3.0 / 160mA	174 x 144 x 50	161 x 120	M4	1.1
A4055-E A4075-E	AX-FIM3030-RE	30A	3ph, 480V	1.0 / 70mA	306 x 150 x 52	290 x 122	M5	2.0
A4110-E A4150-E	AX-FIM3050-RE	50A	3ph, 480V	0.5 / 32mA	357 x 182 x 62	330 x 160	M5	2.8

Typical Circuit Schematics

Single Phase

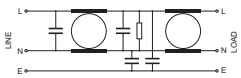

Three Phase

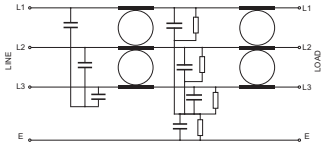

RASMI ELECTRONICS LTD. Morrison Road, Annfield Plain, Stanley, Co. Durham DH9 7RX, England.
email: sales@rasmi.com Tel: +44 (0)1207 291300 Fax: +44 (0)1207 291304
Rev: 9/7/09

MX2 200V

- The **AX-FIM** range, especially for Omron MX2 Series 200V inverters.
- Help to ensure EMC compliance of machinery and installations using MX2 drives.
- Footprint filters mount between the inverter and the panel, saving valuable space inside wiring cabinets.
- All filters are designed and manufactured to UL requirements and are CE marked.

Dimensions

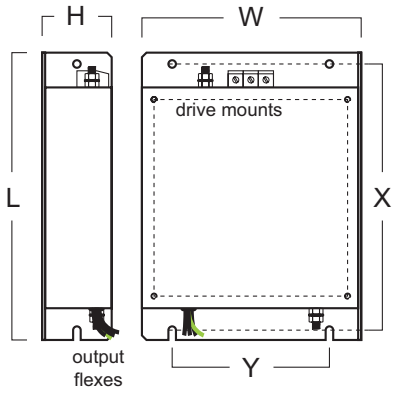

Applied Inverter MX2-	Filter Part No	Rated Current	Max Rated Voltage	Leakage current Nom / Max	External L x W x H (mm)	Mount Dims X x Y (mm)	Inverter Fixing	wt (kg)
A2001-E A2002-E A2004-E A2007-E	AX-FIM2010-RE	10A	3ph, 250V	0.3 / 26mA	194 x 82 x 50	181 x 62	M4	1.0
A2015-E A2022-E A4030-E	AX-FIM2020-RE	20A	3ph, 250V	0.3 / 26mA	169 x 111 x 50	156 x 91	M4	1.1
A2037-E	AX-FIM2030-RE	30A	3ph, 250V	1.0 / 45mA	174 x 144 x 50	161 x 120	M4	1.2
A2055-E A2075-E	AX-FIM2060-RE	60A	3ph, 250V	1.5 / 80mA	320 x 150 x 52	290 x 122	M5	2.8
A2110-E	AX-FIM2080-RE	80A	3ph, 250V	1.0 / 45mA	362 x 188 x 62	330 x 160	M5	4.5
A2150-E	AX-FIM2100-RE	100A	3ph, 250V	1.5 / 80mA	415 x 220 x 62	380 x 192	M6	4.5

Typical Circuit Schematics

Three Phase

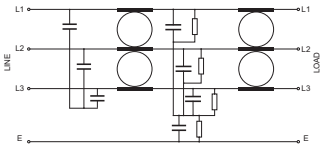

RASMI ELECTRONICS LTD. Morrison Road, Annfield Plain, Stanley, Co. Durham DH9 7RX, England.
email: sales@rasmi.com Tel: +44 (0)1207 291300 Fax: +44 (0)1207 291304
Rev: 29/7/09

RX

- The **AX-FIR** range, especially for Omron RX Series inverters.
- Help to ensure EMC compliance of machinery and installations using RX drives.
- Footprint filters mount between the inverter and the panel, saving valuable space inside wiring cabinets.
- All filters are designed and manufactured to UL requirements and are CE marked.

Footprint Dimensions

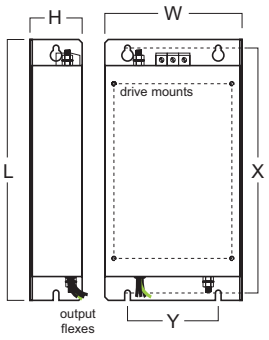

Book Type Dimensions

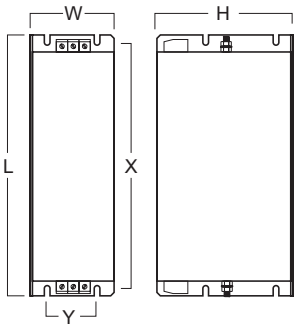

Block Type Dimensions

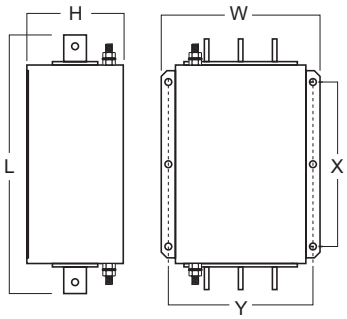

Applied Inverter	Filter Part No	Rated Current	Max Rated Voltage	Leakage current Nom / Max	External L x W x H (mm)	Mount Dims X x Y (mm)	Inverter Fixing	wt (kg)
3G3RX A4004 3G3RX A4007 3G3RX A4015 3G3RX A4022 3G3RX A4040	AX-FIR3010-RE	10A	3ph, 480V	0.8mA / 70mA	305 x 152 x 45	290 x 110	M5	1.4
3G3RX A4055 3G3RX A4075 3G3RX A4110	AX-FIR3030-RE	30A	3ph, 480V	0.3mA / 40mA	312 x 212 x 50	296 x 189	M6	2.2
3G3RX A4150 3G3RX A4185 3G3RX A4220	AX-FIR3053-RE	53A	3ph, 480V	0.8mA / 70mA	451 x 252 x 60	435 x 229	M6	4.5
3G3RX A4300	AX-FIR3064-RE	64A	3ph, 480V	3mA / 160mA	598 x 310 x 70	578 x 265	M8	7.0
3G3RX A4370	AX-FIR3100-RE	100A	3ph, 480V	3mA / 160mA	486 x 110 x 240	414 x 80	-	8.0
3G3RX A4450 3G3RX A4550	AX-FIR3130-RE	130A	3ph, 480V	3mA / 160mA	486 x 110 x 240	414 x 80	-	8.6
3G3RX A4750 3G3RX A4900	AX-FIR3250-RE	250A	3ph, 480V	10mA/500mA	386 x 260 x 135	240 x 235	-	13.0
3G3RX A41100 3G3RX A41320	AX-FIR3320-RE	320A	3ph, 480V	10mA/500mA	386 x 260 x 135	240 x 235	-	13.2

Typical Circuit Schematics

Three Phase

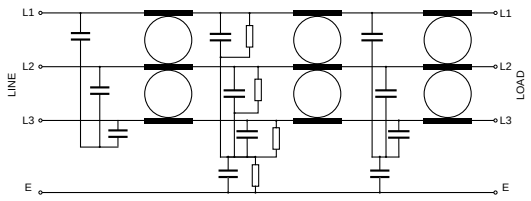

RASMI ELECTRONICS LTD. Morrison Road, Annfield Plain, Stanley, Co. Durham DH9 7RX, England.
email: sales@rasmi.com Tel: +44 (0)1207 291300 Fax: +44 (0)1207 291304

Rev: 9/7/09

RX 200V

- The **AX-FIR** range, especially for Omron RX Series inverters.
- Help to ensure EMC compliance of machinery and installations using RX drives.
- Footprint filters mount between the inverter and the panel, saving valuable space inside wiring cabinets.
- All filters are designed and manufactured to UL requirements and are CE marked.

Footprint Dimensions

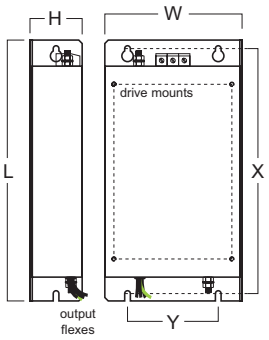

Book Type Dimensions

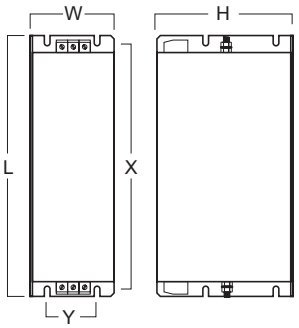

Block Type Dimensions

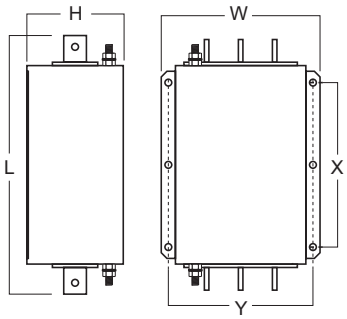

Applied Inverter	Filter Part No	Rated Current	Max Rated Voltage	Leakage current Nom / Max	External L x W x H (mm)	Mount Dims X x Y (mm)	Inverter Fixing	wt (kg)
3G3RX A2004 3G3RX A2007 3G3RX A2015 3G3RX A2022 3G3RX A2037	AX-FIR2018-RE	18A	3ph, 250V	0.7mA / 40mA	305 x 125 x 45	290 x 110	M5	2.0
3G3RX A2055 3G3RX A2075 3G3RX A2110	AX-FIR2053-RE	53A	3ph, 250V	0.7mA / 40mA	312 x 212 x 56	296 x 189	M6	2.5
3G3RX A2150 3G3RX A2185 3G3RX A2220	AX-FIR2110-RE	110A	3ph, 250V	1.2mA / 70mA	455 x 110 x 240	414 x 80	-	8.0
3G3RX A2300	AX-FIR2145-RE	145A	3ph, 250V	1.2mA / 70mA	455 x 110 x 240	414 x 80	-	8.6
3G3RX A2370 3G3RX A2450	AX-FIR3250-RE	250A	3ph, 250V	6mA/300mA	386 x 260 x 135	240 x 235	-	13.0
3G3RX A2550	AX-FIR3320-RE	320A	3ph, 250V	6mA/300mA	386 x 260 x 135	240 x 235	-	13.2

Typical Circuit Schematics

Three Phase

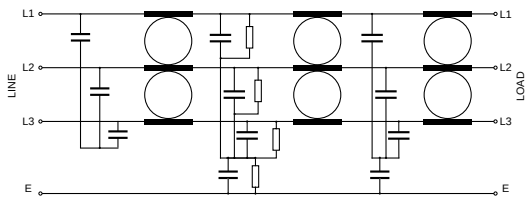

RASMI ELECTRONICS LTD. Morrison Road, Annfield Plain, Stanley, Co. Durham DH9 7RX, England.
email: sales@rasmi.com Tel: +44 (0)1207 291300 Fax: +44 (0)1207 291304

Rev: 12/5/09