

Printed-circuit board connector - PTSM 0,5/ 3-HHI1-2,5-THR R32 - 1810793


Please be informed that the data shown in this PDF Document is generated from our Online Catalog. Please find the complete data in the user's documentation. Our General Terms of Use for Downloads are valid (<http://phoenixcontact.com/download>)



Header, Nominal current: 6 A, Rated voltage (III/2): 160 V, Number of positions: 3, Pitch: 2.5 mm, Color: black, Contact surface: Tin, Mounting: Taped SMD/THT/THR components



Key commercial data

Packing unit	1
GTIN	 4 046356 707329
Custom tariff number	85369010

Technical data

Dimensions

Pitch	2.5 mm
Dimension a	5 mm

General

Range of articles	PTSM 0,5/..-HHI-THR
Insulating material group	IIIa
Rated surge voltage (III/3)	2.5 kV
Rated surge voltage (III/2)	2.5 kV
Rated surge voltage (II/2)	2.5 kV
Rated voltage (III/3)	63 V
Rated voltage (III/2)	160 V
Rated voltage (II/2)	200 V
Nominal current I_N	6 A
Maximum load current	6 A
Insulating material	LCP
Inflammability class according to UL 94	V0
Color	black

Printed-circuit board connector - PTSM 0,5/ 3-HHI1-2,5-THR R32 - 1810793

Technical data

General

Number of positions	3
---------------------	---

Classifications

eCl@ss

eCl@ss 4.0	272607xx
eCl@ss 4.1	27260701
eCl@ss 5.0	27260701
eCl@ss 5.1	27141190
eCl@ss 6.0	27260704
eCl@ss 7.0	27440402
eCl@ss 8.0	27440402

ETIM

ETIM 3.0	EC001121
ETIM 4.0	EC002638
ETIM 5.0	EC002637

UNSPSC

UNSPSC 6.01	30211810
UNSPSC 7.0901	39121409
UNSPSC 11	39121409
UNSPSC 12.01	39121409
UNSPSC 13.2	39121409

Approvals

Approvals

Approvals

UL Recognized / EAC

Ex Approvals

Approvals submitted

Approval details

Printed-circuit board connector - PTSM 0,5/ 3-HHI1-2,5-THR R32 - 1810793

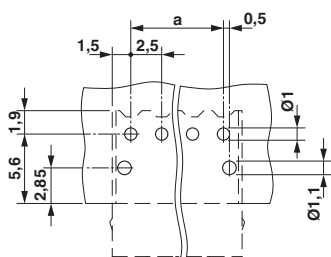
Approvals

UL Recognized	
Nominal current I _N	B 5 A
Nominal voltage U _N	150 V

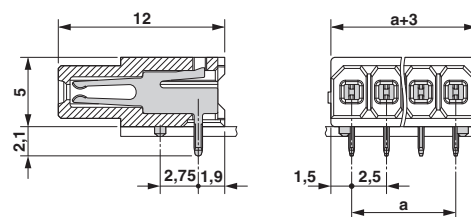
EAC

Drawings

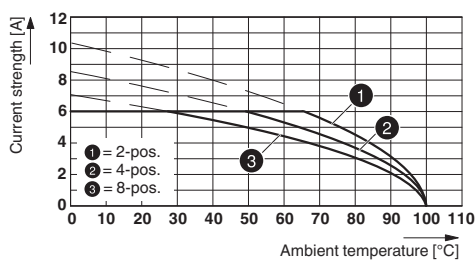
Drilling diagram



Dimensioned drawing



Diagram



Type: PTSM 0,5/...HHI1-2,5-THR R.. with PTSM 0,5/...HH-2,5-THR R..