

# LINOCUR®

Size D02 63A 230VAC/440VAC

## IEC FUSE SWITCH DISCONNECTORS

## D0 FUSE COMBINATION UNITS



The D0 Linocur® is a combination of switch disconnecter fuse and Neozed® 63A fuse-link, equipped with significant safety characteristics and sophisticated switching and terminal technology.

The power dissipation of Neozed® fuse-links leads to internal heating in the Linocur® device. Special design measures have been implemented in the development of Linocur® in order to prevent the device from overheating and avoid the unwanted, premature operation of the fuse-link:

- generously sized, solid copper strip conductors
- highly sprung foot contact
- wide area of heat transfer through contact with the screw cap
- wide area of contact at the foot contact
- special contacts which share functions

Thanks to this design, Linocur® features one of the lowest power dissipation values on the market for D0 fuse-combination units devices.

## FEATURES & BENEFITS

- Lowest Power Dissipation
- Remote fuse monitoring (optional)
- Highly user-friendly and safe changing of the fuse
- Bayonett design of the screw cap for quick changing of the fuse
- Easy installation (feeding from above and below)
- Double clamp connection for in/output
- Modern design
- Modular system: 1 to 3+N poles, available with and without gauge piece

## APPLICATIONS

- Low voltage power distribution for:
  - process industries
  - commercial
  - residential.

## STANDARDS

- EN/IEC 60947-3
- DIN VDE 43880
- DIN VDE 0660 Part 107
- DIN VDE 0638
- DIN VDE 0636 Part 3
- IEC 60269-3



MERSEN reserves the right to change, update or correct, without notice, any information contained in this datasheet.

## TECHNICAL DATA OVERVIEW

Voltage	1 pole AC 230V 2-, 3-, 4- pole AC 400V marine application AC 440V per pole DC 65V
Ampere Range (A)	2 ... 63 A
Breaking capacity	50 kA
Protection	IP 20
SCCR	AC 22B AC 400V 63A DC 22B DC 65V/pole AC 23B AC 400V 50A AC 23B AC 440V 35A
Mounting	DIN rail acc. EN 60715
Product Size	D02
Number of Poles	1-, 2-, 3-polar 2-polar (1+N) 4-polar (3+N)
Overvoltage category	IV
Rated frequency	50 ... 60 Hz
Rated impulse withstand voltage $U_{imp}$	6 kV
Power dissipation	63A: phase=1.8W, neutral=1.4W

PRODUCT RANGE



05861.063000

**D0 Linocur® D02 230 to 400VAC, 65VDC**

Catalog number	Reference number	Rated current I <sub>n</sub>	Number of poles/ phases	Width	Cross section	Weight	Package
05861.063000	Z1012620	63 A	1	27 mm	35 mm <sup>2</sup>	0.2133 kg	3
05862.063000	J1012606	63 A	2	54 mm	35 mm <sup>2</sup>	0.32 kg	2
05863.063000	B1012622	63 A	3	81 mm	35 mm <sup>2</sup>	0.64 kg	1
05861.063100	H1012628	63 A	1+N	54 mm	35 mm <sup>2</sup>	0.32 kg	2
05863.063100	E1012602	63 A	3+N	108 mm	35 mm <sup>2</sup>	0.64 kg	1

**D0 Linocur® D02 220VDC**

Catalog number	Reference number	Rated current I <sub>n</sub>	Number of poles/ phases	Width	Cross section	Weight	Package
05864.063000	L1012608	63 A	4	108 mm	35 mm <sup>2</sup>	0.64 kg	1



05863.050000

**D0 Linocur® D02 230VAC to 400VAC, 65VDC, with fuse-links and fixed gauge pieces**

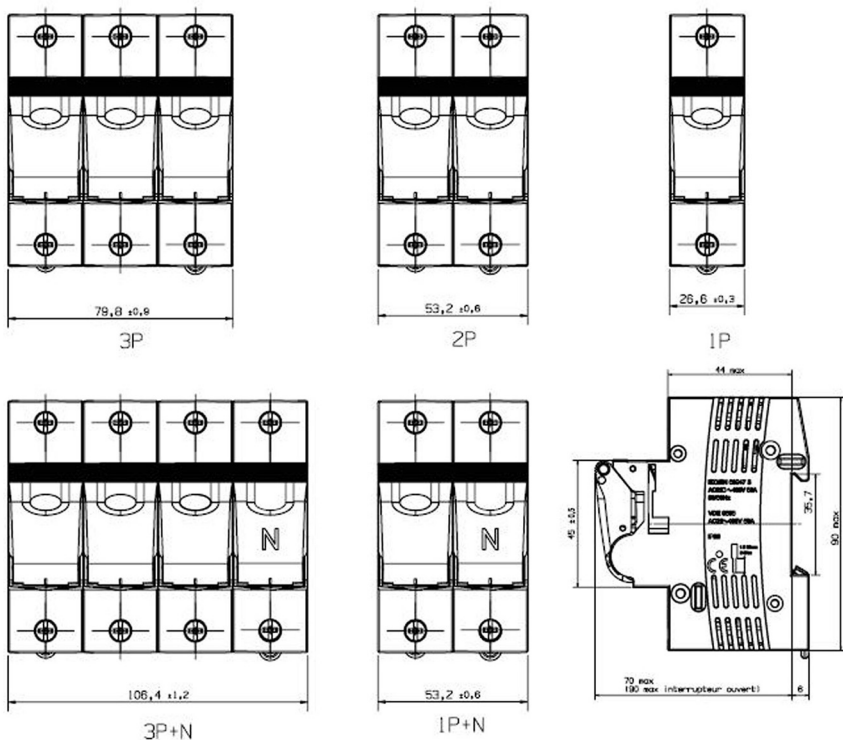
Catalog number	Reference number	Rated current I <sub>n</sub>	Number of poles/ phases	Width	Cross section	Weight	Package
05861.020000	M1012609	20 A	1	27 mm	35 mm <sup>2</sup>	0.2133 kg	3
05861.025000	A1012621	25 A	1	27 mm	35 mm <sup>2</sup>	0.2133 kg	3
05862.025000	B1012760	25 A	2	54 mm	35 mm <sup>2</sup>	0.32 kg	2
05863.025000	G1012627	25 A	3	81 mm	35 mm <sup>2</sup>	0.64 kg	2
05861.035000	N1012610	35 A	1	27 mm	35 mm <sup>2</sup>	0.2133 kg	3
05862.035000	D1012624	35 A	2	54 mm	35 mm <sup>2</sup>	0.32 kg	2
05863.035000	E1012625	35 A	3	81 mm	35 mm <sup>2</sup>	0.64 kg	1
05861.050000	C1012761	50 A	1	27 mm	35 mm <sup>2</sup>	0.2133 kg	3
05862.050000	D1012762	50 A	2	54 mm	35 mm <sup>2</sup>	0.32 kg	2
05863.050000	P1012611	50 A	3	81 mm	35 mm <sup>2</sup>	0.64 kg	1

**D0 Linocur® D02 250VAC to 440 VAC (suitable for marine application)**

Catalog number	Reference number	Rated current I <sub>n</sub>	Number of poles/ phases	Width	Cross section	Weight	Package
05861.063040	H1012605	63 A	1	27 mm	35 mm <sup>2</sup>	0.138 kg	3
05862.063040	S1012614	63 A	2	54 mm	35 mm <sup>2</sup>	0.32 kg	2
05863.063040	J1012629	63 A	3	81 mm	35 mm <sup>2</sup>	0.64 kg	1
05863.063140	T1012615	63 A	3+N	108 mm	35 mm <sup>2</sup>	0.253 kg	1

MERSEN reserves the right to change, update or correct, without notice, any information contained in this datasheet.

## DIMENSIONS



Dimensions in mm

## ACCESSORIES



01713.700000



01715.700000

### D0 screw caps 400V AC synthetic

Catalog number	Reference number	Description	Design	Weight	Package
01713.700000	W1016665	Reduction Spring, for the use of D01 fuse-links in the bayonet screw cap Size D01	-	1 g	10
01715.700000	K1015206	Replacement screw cap - with sealing hole, without testing hole D02, 63A	Replacement screw cap - with sealing hole, without testing hole D02, 63A	12.5 g	10



01714.830000




01715.710000


### Locking devices

Catalog number	Reference number	Description	Design	Rated current I <sub>n</sub>	Weight	Package
01714.830000	J214069	Special key for locking caps	-	-	32.9 g	1
01715.710000	L1015207	-	Locking cap for D0 Linocur, with industrial locking wrench 63A	63 A	6 g	10


ACCESSORIES



02963.000000



22963.003000



22963.363000



02901.000000



02903.165000



05860.100000

05860.200000



05860.300000

Wiring bars / Insulated bus bars

Catalog number	Reference number	Design	Weight	Package
02963.000000	M215107	single pole, 16 mm <sup>2</sup> , partition 27 mm (distance of poles), peg design, L-shaped	171 g	5
22963.003000	K302873	triple pole, 16 mm <sup>2</sup> , partition 27 mm (distance of poles), peg design, L-shaped	638 g	5
22963.363000	L302874	triple pole, 35 mm <sup>2</sup> , partition 27 mm (distance of poles), peg design, L-shaped	1214 g	5
02901.000000	E302891	end cap for single pole wiring bus bar	0.4 g	10
02903.165000	G302893	end cap for triple pole wiring bus bars up to 16 mm <sup>2</sup>	1.8 g	10
02903.350000	R302902	end cap for triple pole wiring bus bars up to 35 mm <sup>2</sup>	1.5 g	10
02923.102159	Z302886	Eurovario wiring rail - fixed length and may not be cut length 159mm, cross section 10mm <sup>2</sup>	46.5 g	5
02923.162159	A302887	Eurovario wiring rail - fixed length and may not be cut length 159mm, cross section 16mm <sup>2</sup>	67.5 g	5
02923.102243	B302888	Eurovario wiring rail - fixed length and may not be cut length 243mm, cross section 10mm <sup>2</sup>	81.7 g	5
02923.162243	C302889	Eurovario wiring rail - fixed length and may not be cut length 243mm, cross section 16mm <sup>2</sup>	119 g	10
02923.109156	D302890	special wiring bar to connect Linocur (27mm) with miniature circuit breakers (18mm) length 140mm, cross section 16mm <sup>2</sup>	71.1 g	5

Indication facilities

Catalog number	Reference number	Design	Weight	Package
05860.100000	G1015203	Monitoring device for Linocur 2P, 3P, 3P+N Type 1 (switch position), cross section 1,5mm <sup>2</sup> , operating voltage 400V +/-10%	0.435 kg	1
05860.200000	H1015204	Monitoring device for Linocur 2P, 3P, 3P+N Type 2 (fuse operation), cross section 1,5mm <sup>2</sup> , operating voltage 400V +/-10%	0.435 kg	1
05860.300000	J1015205	Monitoring device for Linocur 2P, 3P, 3P+N Type 3 (switch position and fuse operation), cross section 1,5mm <sup>2</sup> , operating voltage 400V +/-10%	0.435 kg	1

Terminal clamps

Catalog number	Reference number	Design	Weight	Package
02993.100000	V1007924	Connecting terminal 50mm <sup>2</sup> , insulated, long, cross section 50mm <sup>2</sup> (if 35mm <sup>2</sup> rail 2296.363000 is used then infeced terminal required)	37.5 g	10