

(1.00 mm) .0394"

LOW-PROFILE & ELEVATED ONE-PIECE

SPECIFICATIONS

For complete specifications and recommended PCB layouts see www.samtec.com?FSI

Insulator Material: Liquid Crystal Polymer

Contact Material: BeCu

Current Rating: 2.8 A per pin (2 pins powered)

Operating Temp Range: -55 °C to +125 °C

Plating: Au over 50 μ" (1.27 μm) Ni
RoHS Compliant: Yes

PROCESSING

Lead-Free Solderable: Yes
SMT Lead Coplanarity: (0.10 mm) .004" max (05-30) (0.15 mm) .006" max (50)*
 *(.004" stencil solution may be available; contact IPG@samtec.com)
Compression Board: Gold Pads required

RECOGNITIONS

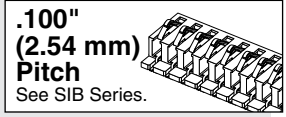
For complete scope of recognition see www.samtec.com/quality



Notes: Applications requiring 40-50 positions without threaded inserts, please contact Samtec Interconnect Processing Group.

Some lengths, styles and options are non-standard, non-returnable.

Other Solutions



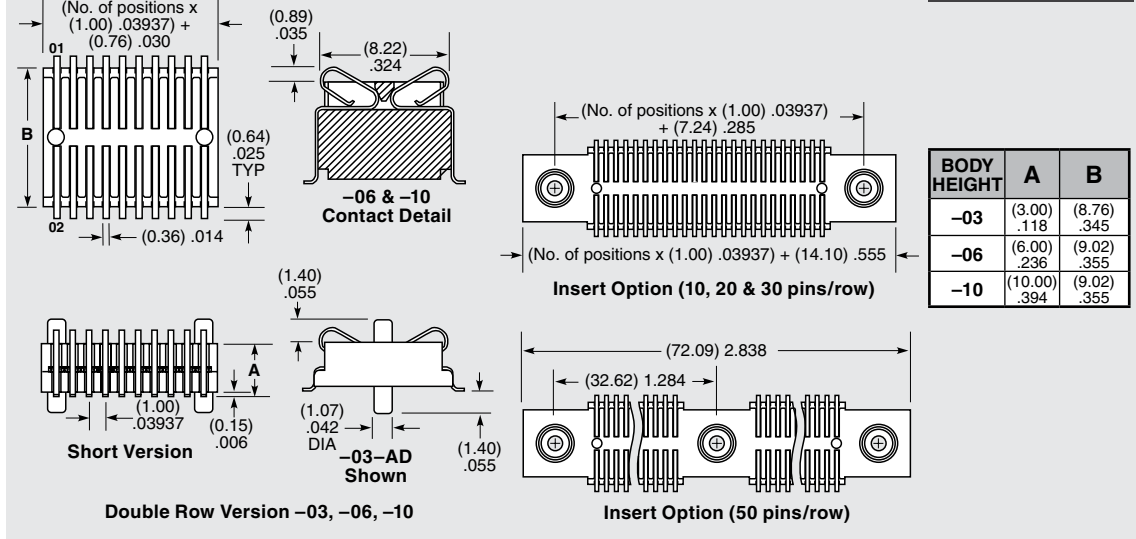
Choice of board stacking profiles

Short version or optional threaded inserts

RUGGEDIZED
BY SAMTEC

- Threaded insert option




FSI	1	PINS PER ROW	BODY HEIGHT	PLATING OPTION
		10, 20, 30 & 50 (Insert/Screw Option) 05, 10, 20, 30, 50 (Short Version)	-03 = 3.00 mm -06 = 6.00 mm -10 = 10.00 mm	-G = 10 μ" (0.25 μm) Gold (-03 only) -L = 10 μ" (0.25 μm) Gold on contact, Matte Tin on tail (Not available with -03 body height)




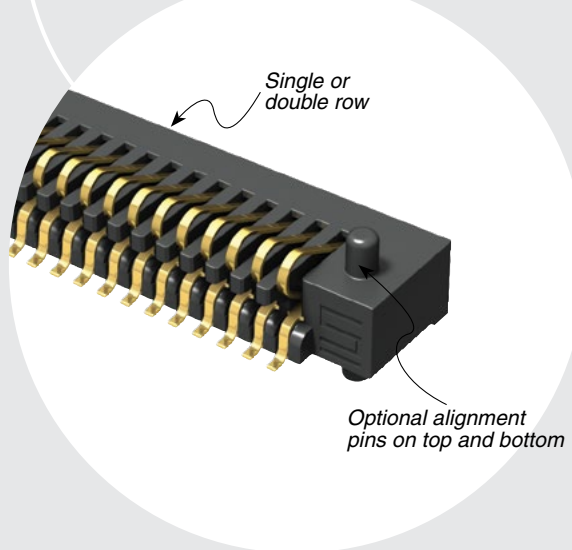
Due to technical progress, all designs, specifications and components are subject to change without notice.



FSI-120-03-G-S-AD



FSI SERIES



ROW OPTION

- S**
= Single Row
(Available with 5, 10 & 20 pins with -AD alignment pin)
- D**
= Double Row

INSERT OPTION

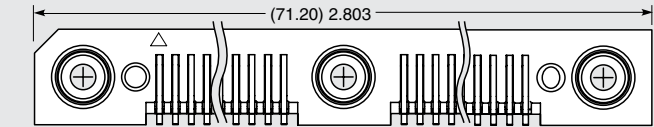
- Leave blank for Short Version (No screw down inserts or holes)
- E**
= #2-56 x 1/16" screw thread
- M**
= 2.00 mm x 0.40 mm screw thread

ALIGNMENT OPTION

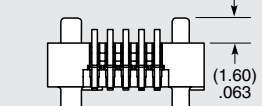
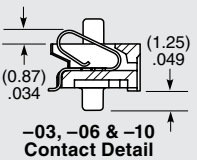
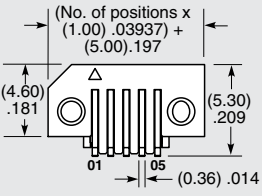
- Leave blank for no Alignment Pin
- AD**
= Alignment Pin Top & Bottom

OTHER OPTION

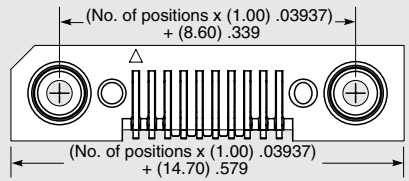
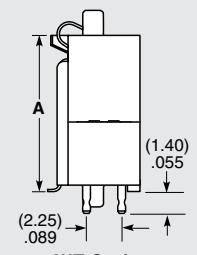
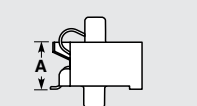
- WT**
= Weld Tab
(Available with -S row option & -06 & -10 body height only)
- K**
= Polyimide Film Pick & Place Pad
(50 position with threaded insert option only)
- P**
= Plastic Pick & Place Pad
(5.08 mm) .200" x (12.45 mm) .490"
(50 not available with -E)
(Not available with -S row option or -03 body height)
- TR**
= Tape & Reel
- FR**
= Full Reel Tape & Reel
(must order maximum quantity per reel; contact Samtec for quantity breaks)



Insert Option (50 pins/row)



Single Row Version -03, -06, -10



Insert Option (10, 20 & 30 pins/row)

Due to technical progress, all designs, specifications and components are subject to change without notice.