


## S.217 | S - 1/2" DRIVE EXTENSIONS

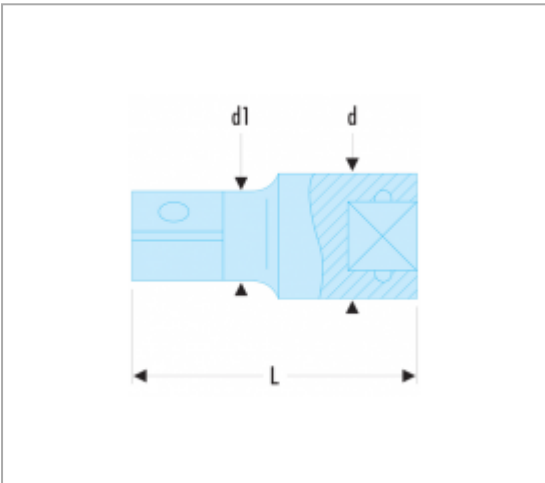


### Norm :


NF ISO 3316, ISO 3316, DIN 3123, ASME B107.10

### Description :

- Finish: bright chrome.



### Informations :

	S.217
d [mm]	23
d1 [mm]	16,5
L [mm]	500
Square ["]	1/2
[g]	840