



Main

Range	TeSys
Product name	TeSys LRK
Product or component type	Differential thermal overload relay
Device short name	LR2K
Relay application	Motor protection
Product compatibility	LC1K LC7K LP4K LP1K
Network type	AC DC
Thermal overload class	Class 10A conforming to IEC 60947-4-1
Thermal protection adjustment range	0.8...1.2 A
[Ui] rated insulation voltage	Power circuit: 690 V conforming to BS 4941 Power circuit: 690 V conforming to IEC 60947 Power circuit: 750 V conforming to VDE 0110 group C Power circuit: 600 V conforming to CSA C22.2 No 14

Complementary

Network frequency	≤ 400 Hz
Mounting support	Under contactor Plate, with specific accessories Rail, with specific accessories
Auxiliary contact composition	1 NO + 1 NC
[I _{th}] conventional free air thermal current	6 A for signalling circuit
[U _e] rated operational voltage	≤ 690 V for power circuit 690 V AC AC-15 for signalling circuit 250 V DC DC-13 for signalling circuit
Associated fuse rating	6 A gG for signalling circuit conforming to VDE 0660 6 A gG for signalling circuit conforming to IEC 60947
[U _{imp}] rated impulse withstand voltage	6 KV
Power dissipation per pole	2 W
Phase failure sensitivity	Yes conforming to IEC 60947-4-1
Local signalling	Trip indicator (yellow)
Control type	Red push-button: trip test function Blue push-button: stop and manual reset selector switch: manual or automatic reset

Connections - terminals	Screw clamp terminals 1 cable(s) 1.5...4 mm ² solid Screw clamp terminals 2 cable(s) 1.5...4 mm ² solid Screw clamp terminals 1 cable(s) 0.75...4 mm ² flexible without cable end Screw clamp terminals 2 cable(s) 0.75...4 mm ² flexible without cable end Screw clamp terminals 1 cable(s) 0.34...2.5 mm ² flexible with cable end Screw clamp terminals 2 cable(s) 0.34...1.5 mm ² flexible with cable end
Tightening torque	1.3 N.M - on screw clamp terminals - with screwdriver Philips No 2 1.3 N.M - on screw clamp terminals - with screwdriver flat Ø 6 mm
Height	58 Mm
Width	45 Mm
Depth	65 Mm
Net weight	0.145 Kg






Environment

Standards	NF C 63-650 IEC 60947 BS 4941 VDE 0660
Product certifications	CSA UL
Protective treatment	TC conforming to IEC 60068 TC conforming to DIN 50016
IP degree of protection	IP2x conforming to IEC 60529
Ambient air temperature for operation	-20...55 °C without derating conforming to IEC 60947 -30...60 °C with derating conforming to IEC 60947
Ambient air temperature for storage	-40...70 °C
Operating altitude	2000 m without derating
Fire resistance	850 °C conforming to IEC 60695-2-1
Flame retardance	V1 conforming to UL 94 Requirement 2 conforming to NF F 16-101 Requirement 2 conforming to NF F 16-102
Mechanical robustness	Shocks NO contact: 10 Gn for 11 ms conforming to IEC 60068-2-27 Shocks NC contact: 10 Gn for 11 ms conforming to IEC 60068-2-27 Vibrations NO contact: 2 Gn, 5...300 Hz conforming to IEC 60068-2-6 Vibrations NC contact: 2 Gn, 5...300 Hz conforming to IEC 60068-2-6

Packing Units

Unit Type of Package 1	PCE
Number of Units in Package 1	1
Package 1 Weight	157 G
Package 1 Height	4.8 Cm
Package 1 width	7.2 Cm
Package 1 Length	8.5 Cm
Package 2 Weight	6.79 Kg

Offer Sustainability

Sustainable offer status	Green Premium product
REACH Regulation	 REACH Declaration
REACH free of SVHC	Yes
EU RoHS Directive	Compliant  EU RoHS Declaration
Mercury free	Yes
RoHS exemption information	 Yes
China RoHS Regulation	 China RoHS Declaration
Environmental Disclosure	 Product Environmental Profile
WEEE	The product must be disposed on European Union markets following specific waste collection and never end up in rubbish bins

Contractual warranty

Warranty	18 months
----------	-----------

Product Life Status : **Commercialised**