

Single-Function Analog Timers

DIN-Rail Mount 22.5 mm

Chronos2 TK2R1 Series

The Chronos 2 range of industrial timers: ideal for timing, monitoring and counting functions. Available in single or multi-function versions, to meet the specific needs of each application.



24 VDC /
24-240 VAC



IP40



Screw
terminals

Electrical Control & Protection > Timer Relays > DIN-Rail > Analog > **Relay Output**

Highlights

- Mono-function
- Multi-range
- LED status indicator
- Screw terminals
- Nominal rating 8 A

Standards



Part Numbers

88865266



Functions: K

Series: TK2R1

Part numbering system

Product line:
88: Control

Output Type:
0: Static
1 / 2 / 3: Relay

Power Supply:
3: 12-240 VAC/DC
4: 24-240 VAC or 24-240 VAC/DC
5: 24 VDC / 24-240 VAC or 24-240 VAC/DC
6: 230-240 / 380-440 VAC

88

827

1

0

3

Casing:
827: 17.5 mm
865/866: 22.5 mm

Function:
0: Multifunction U
1: Function A
2: Function B
3: Function C
4: Function H/Ht
5: Function L/Li
6: Function K
7: Function Q
8: Multifunction X

More info.



HERE ↓

Specifications

88865266

Inputs	
Supply voltage	24 VDC / 24-240 VAC
Voltage supply tolerance	-15%, +10%
Operating factor	100%
Max power consumption at Un	0.49W (24 VDC) 5VA (240 VAC)
Immunity to power micro cuts	< 10 ms
Timing	
Timing ranges	0.6 s - 2.5 s - 20 s - 160 s
Setting accuracy (full range)	IEC/EN 61812-1: $\pm 0.5\%$ with constant parameters
Drift temperature	$\pm 0.05\%$ /°C
Drift voltage	$\pm 0.2\%$ / V
Outputs	
Outputs configuration	2 changeover relays
Maximum switching voltage	8 A 250 VAC resistive 8 A 30 VDC resistive
Maximum switching power (resistive)	250 VAC / 8 A resistive 125 VDC / 0.3 A resistive
Electrical life (operations)	10 ⁵ 8 A 250 VAC resistive
Minimum breaking current	10 mA / 5 VDC
Mechanical life (operations)	10 x 10 ⁶
Rated impulse voltage	5 kV wave 1.2 / 50 μ s
Rated power	2000 VA / 40 W
Dielectric strength	IEC/EN 60664-1: 2.5 kV / 1 min / 1 mA / 50 Hz
Insulation	
Insulation coordination	IEC/EN 60664-1: Voltage surge category III
Rated impulse voltage	IEC/EN 60664-1, IEC/EN 61812-1: 5 kV (1.2/50 μ s)
Clearance / creepage distances	IEC/EN 60664-1: 4 kV / 3 mm Pollution degree 2
Insulation resistance	IEC/EN 60664-1: 100 M Ω (500 VDC)
General characteristics	
Display	No, but status indicator. Un: green LED lights up continuously when supplied
Display accuracy	IEC/EN 61812-1: $\pm 10\%$ / 25°C
Casing	22.5 mm
Mounting	IEC/EN 60715: 35 mm symmetrical DIN-Rail
Mounting position	Vertical
Housing material	Self-extinguishing Incandescent wire test
Degree of protection	According to IEC/EN 60529: Terminal block: IP20 Housing: IP40 Front face: IP50

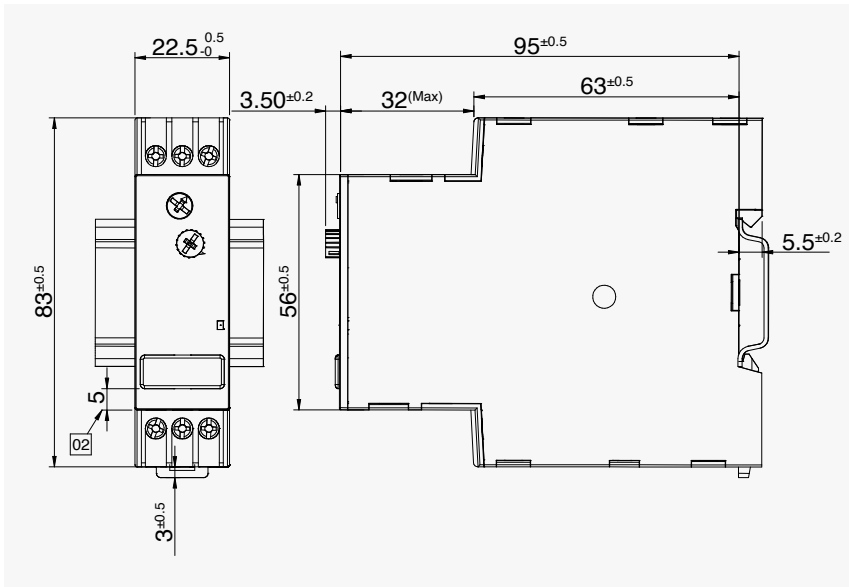
Specifications

88865266

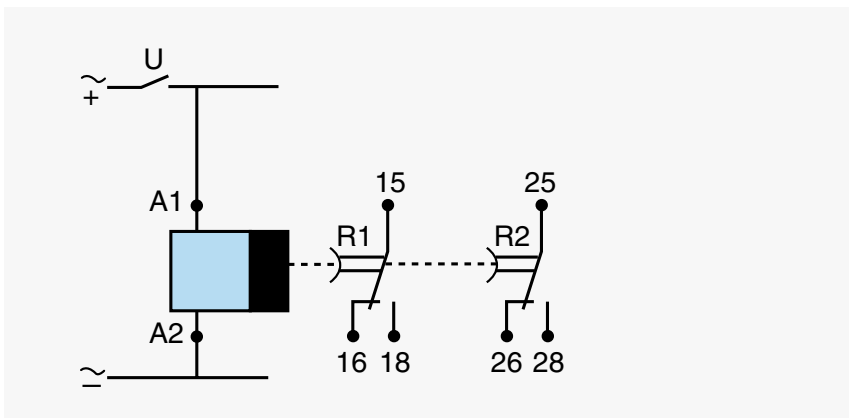
General characteristics	
Terminal capacity	Single-wire without ferrule: 1x0.5 - 3.3 mm ² (AWG20 - AWG12) 2x0.5 - 2.5 mm ² (AWG20 - AWG14) Multi-wire with ferrule: 1x0.5 - 2.5mm ² (AWG20 - AWG14) 2x0.5 - 1.5mm ² (AWG20 - AWG16)
Maximum tightening torques	IEC 60947-1: 0.5 - 0.6 N.m
Operating temperature	-20°C to +60°C
Storage temperature	-30°C to +60°C
Humidity	IEC/EN 60068-2-30: 93% non-condensing
Vibration resistance	IEC/EN 60068-2-6: 20 m/s ² / 10 Hz - 150 Hz
Shock resistance	IEC/EN 60068-2-27: 15 g - 11 ms
Short interruption on power line	IEC/EN 61000-4-11: 0% residual voltage, 250/300 cycles
MTBF (according to IEC/TR 62380:2004)	109.68 years
Weight	125 g
Packaging	Compact carton recycled and recyclable No plastic
Standards	
Approvals / marking	CE, cULus Listed Industrial Control Equipment, CCC*
Conformity with environmental directives	2015/863/UE: RoHS 1907/2006: Reach
Immunity to electrostatic discharges	IEC/EN 61000-4-2: Level III (Air 8 kV / Contact 6 kV)
Immunity to radiated, radio-frequency, electromagnetic field	IEC/EN 61000-4-3: Level I (1 V/m: 2.0 GHz - 2.7 GHz) Level II (3 V/m: 1.4 GHz - 2.0 GHz) Level III (10 V/m: 80 MHz - 1 GHz)
Immunity to rapid transient bursts	IEC/EN 61000-4-4: Level III (direct 2 kV / Capacitive coupling clamp 1 kV)
Immunity to shock waves on power supply	IEC/EN 61000-4-5: Level III (2 kV / common mode 2 kV / residual current mode 1 kV)
Immunity to radiofrequency in common mode	IEC/EN 61000-4-6: Level III (10 Vrms: 0.15 MHz - 80 MHz)
Immunity to voltage dips and breaks	IEC/EN 61000-4-11: 0% residual voltage, 1 cycle 70% residual voltage, 25/30 cycles 0% residual voltage, 250/300 cycles
Mains-borne and radiated emissions	EN55032 (CISPR22): Class B EN55011 (CISPR11): Class B

*Under process

Dimensions (mm)

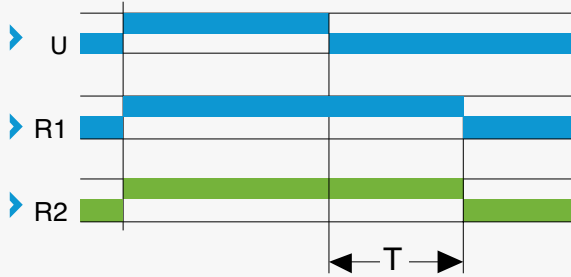


Wiring diagrams



Function diagrams

Function K: True Off-Delay



WARNING - The product information contained in this catalogue is given purely as information and does not constitute a representation, warranty or any form of contractual commitment. Crouzet Automatismes SAS and its subsidiaries reserve the right to modify their products without notice. It is imperative that we should be consulted over any particular use or application of our products and it is the responsibility of the buyer to establish, particularly through all the appropriate tests, that the product is suitable for the use or application. Under no circumstances will our warranty apply, nor shall we be held responsible for any application (such as any modification, addition, deletion, use in conjunction with other electrical or electronic components, circuits or assemblies, or any other unsuitable material or substance) which has not been expressly agreed by us prior to the sale of our products.