

## Cable - FLK 14/16/EZ-DR/ 900/S7 - 2293938

Please be informed that the data shown in this PDF Document is generated from our Online Catalog. Please find the complete data in the user's documentation. Our General Terms of Use for Downloads are valid (<http://phoenixcontact.com/download>)



Assembled round cable set, for front adapter of the Siemens SIMATIC® "TOP connect" series, with one 16-pos. and one 14-pos. socket strip, for connecting 8 channels, cable length: 9 m



### Key commercial data

Packing unit	1 pc
GTIN	 4 017918 125622
Weight per Piece (excluding packing)	518.7 g
Custom tariff number	85444290
Country of origin	Germany
Note	Made to Order (non-returnable)

### Technical data

#### General

Nominal voltage $U_N$	< 50 V AC
	60 V DC
Max. current carrying capacity per path	1 A
Max. conductor resistance	0.16 $\Omega$ /m
Length of cable	9 m
Single wire, cross section	0.14 mm <sup>2</sup>
AWG	26
Conductor construction: Number of litz wires:	7
Single wire, material	Cu tin-plated
Test voltage	500 V AC (50 Hz, 1 min.)
External diameter	6.4 mm
Cable, preassembly	Insulation displacement, IEC 60352-4/DIN EN 60352-4
Shielding	no
Standards/regulations	DIN EN 60352-4
	IEC 352-4

# Cable - FLK 14/16/EZ-DR/ 900/S7 - 2293938

## Technical data

### Environmental conditions

Ambient temperature (operation)	-20 °C ... 50 °C
Ambient temperature (storage/transport)	-20 °C ... 70 °C
Flame resistance	IEC 60332-1

### Connector, module side

Number of positions	14
Connectors	IDC/FLK socket strip (2.54 mm)
Number of plugs	1

### Connector, controller side

Number of positions	16
Connectors	IDC/FLK socket strip (2.54 mm)
Number of plugs	1

### Supported controller

Controller	SIEMENS TOP connect
------------	---------------------

## Classifications

### eCl@ss

eCl@ss 4.0	27060306
eCl@ss 4.1	27060306
eCl@ss 5.0	27061801
eCl@ss 5.1	27061801
eCl@ss 6.0	27061801
eCl@ss 7.0	27061801
eCl@ss 8.0	27249205

### ETIM

ETIM 2.0	EC000237
ETIM 3.0	EC000237
ETIM 4.0	EC000237
ETIM 5.0	EC000237

### UNSPSC

UNSPSC 6.01	26121620
UNSPSC 7.0901	26121620
UNSPSC 11	26121620
UNSPSC 12.01	26121620
UNSPSC 13.2	26121620

## Approvals

### Approvals

# Cable - FLK 14/16/EZ-DR/ 900/S7 - 2293938

## Approvals

---

Approvals

UL Recognized / cUL Recognized / EAC / cULus Recognized

---


Ex Approvals


---

Approvals submitted


---

## Approval details

UL Recognized 

cUL Recognized 

EAC

cULus Recognized 

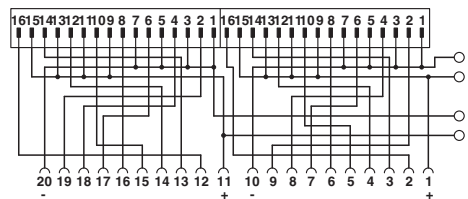
## Drawings

# Cable - FLK 14/16/EZ-DR/ 900/S7 - 2293938

Connection diagram

14-pos. Socket strip PIN	16-pos. Socket strip PIN	Wire color
1	16	Black
2	14	Brown
3	12	Red
4	10	Orange
5	8	Yellow
6	6	Green
7	4	Blue
8	2	Violet
9	9	Gray
10	1	White
11	11	White-black
12	3	White-brown
13	3	White-red
14	5	White-orange
	7	-
	15	-

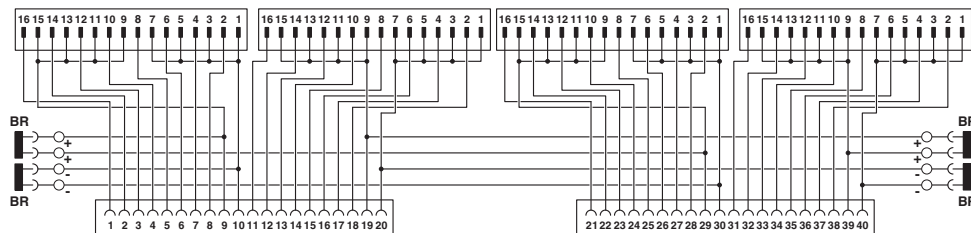
Circuit diagram



Pin assignment Siemens S7 front connector modules 6ES7 921-3...

Pin assignment and color code

Circuit diagram



Pin assignment of digital Siemens S7 front plug-in modules 6ES7 921-5AB20-0AA0 or 6ES7 921-5AH20-0AA0