



SIRIUS POSITION SWITCH PLASTIC HOUSING ACC. TO EN50047, 31MM DEVICE CONNECTION 1X(M20X1.5); 1NO/1NC SNAP-ACTION CONTACTS INTEGRATED (NOT REPLACEABLE) ROLLER PLUNGER W. PLASTIC ROLLER 10MM

Product designation	standard position switch
Manufacturer article number	
<ul style="list-style-type: none"> • of the supplied basic switch • of the supplied actuator head for position switches 	3SE5232-0HC05 3SE5000-0AD03

General technical data:	
Product function	
<ul style="list-style-type: none"> • positive opening 	Yes
Insulation voltage	
<ul style="list-style-type: none"> • Rated value 	400 V
Degree of pollution	class 3
Shock resistance	
<ul style="list-style-type: none"> • acc. to IEC 60068-2-27 	30 g / 11 ms
Vibration resistance	
<ul style="list-style-type: none"> • acc. to IEC 60068-2-6 	0.35 mm/5g
Surge voltage resistance Rated value	6 kV
Mechanical service life (switching cycles)	
<ul style="list-style-type: none"> • typical 	15 000 000
Electrical endurance (switching cycles)	
<ul style="list-style-type: none"> • at AC-15 at 230 V typical 	100 000
Electrical endurance (switching cycles) with contactor 3RH11, 3RT1016, 3RT1017, 3RT1024, 3RT1025, 3RT1026 typical	10 000 000
Electrical operating cycles in one hour with contactor 3RH11, 3RT1016, 3RT1017, 3RT1024, 3RT1025, 3RT1026	6 000

Thermal current	6 A
Material of the enclosure of the switch head	plastic
Protection class IP	IP65
Equipment marking	
• acc. to DIN EN 61346-2	B
• acc. to DIN EN 81346-2	B
Active principle	mechanical
Repeat accuracy	0.05 mm
Explosion protection category for dust	none
Explosion protection category for gas	none
Minimum actuating force in activation direction	20 N
Operating current at AC-15	
• at 230 V Rated value	6 A
• at 400 V Rated value	4 A
Operating current	
• at DC-13 at 125 V Rated value	0.55 A
• at DC-13 at 400 V Rated value	0.1 A
Operating current	
• at DC-13	
— at 24 V Rated value	3 A

Enclosure:

Design of the housing	block, narrow
Material of the enclosure	plastic
Coating of the enclosure	Other types
Design of the housing acc. to standard	Yes

Drive Head:

Design of the operating mechanism	plastic roller
Standard-compliant actuator head	EN 50047, design C
Shape of the switch head	roller
Design of the switching function	positive opening, integrated

Connections/ Terminals:

Type of electrical connection	screw-type terminals
Type of connectable conductor cross-section	
• solid	1x (0.5 ... 1.5 mm ²), 2x (0.5 ... 0.75 mm ²)
• finely stranded with core end processing	1x (0.5 ... 1.5 mm ²), 2x (0.5 ... 0.75 mm ²)
• finely stranded without core end processing	1x (0.5 ... 1.5 mm ²), 2x (0.5 ... 0.75 mm ²)
• for AWG conductors	
— solid	1x (20 ... 16), 2x (20 ... 18)
— stranded	1x (20 ... 16), 2x (20 ... 18)

Mechanical data:

Cable entry type	1x (M20 x 1.5)
-------------------------	----------------

Communication/ Protocol:

Design of the interface without

Ambient conditions:

Ambient temperature





- during operation -25 ... +85 °C
- during storage -40 ... +90 °C

Installation/ mounting/ dimensions:

mounting position any

Mounting type screw fixing

Certificates/ approvals:

General Product Approval	Declaration of Conformity	Test Certificates	other		
 CSA	 UL		 EG-Konf.	Special Test Certificate	Confirmation

Further information

Information- and Downloadcenter (Catalogs, Brochures,...)

<http://www.siemens.com/industrial-controls/catalogs>

Industry Mall (Online ordering system)

<http://www.siemens.com/industrymall>

Cax online generator

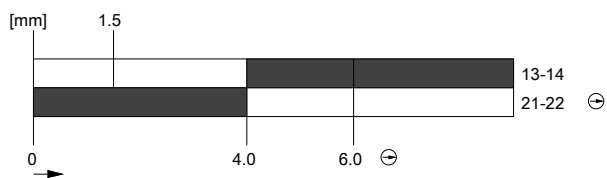
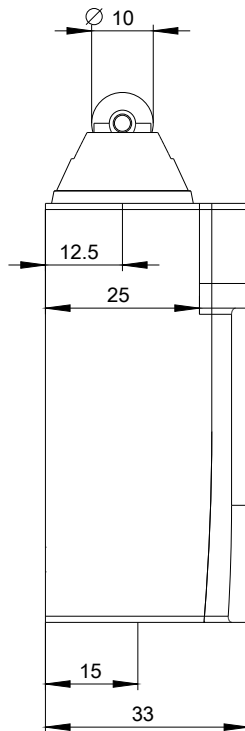
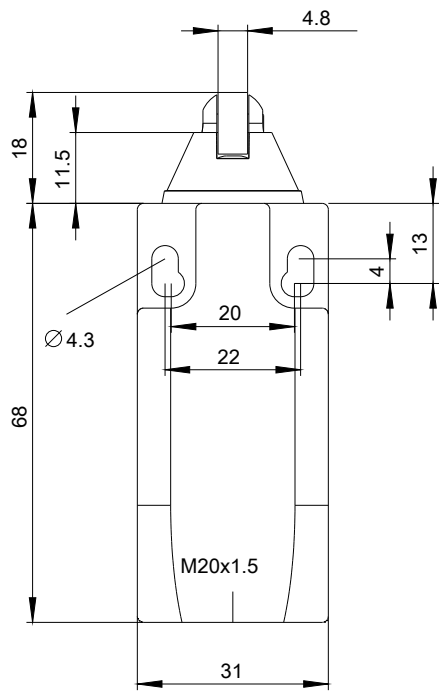
<http://support.automation.siemens.com/WW/CAXorder/default.aspx?lang=en&mlfb=3SE52320HD03>

Service&Support (Manuals, Certificates, Characteristics, FAQs,...)

<https://support.industry.siemens.com/cs/ww/en/ps/3SE52320HD03>

Image database (product images, 2D dimension drawings, 3D models, device circuit diagrams, EPLAN macros, ...)

http://www.automation.siemens.com/bilddb/cax_de.aspx?mlfb=3SE52320HD03&lang=en



last modified:

27.04.2015