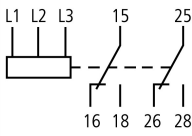




**Phase monitoring relay, over- undervoltage, 2W, 300-500V50/60Hz,
tv=0.1-30s**

Part no. EMR5-W500-1-D
Article no. 134221
Catalog No. EMR5-W500-1-D

Delivery programme

Product range			EMR4+EMR5 measuring and monitoring relays
Basic function			Phase monitoring relays
Function			On- and Off-delayed
			Power supply from the measuring circuit On-delay/off-delay: none = 0 or adjustable between 0.1 - 30 s
Monitoring voltage per phase	U _N	V AC	300 - 500 V AC, 50/60 Hz
Mnitoring of			Phase sequence Phase failure Overvoltage Undervoltage
Threshold value			U _{max} 420 - 500 V AC U _{min} 300 - 380 V AC
Adjustable threshold values			Overvoltage Undervoltage
Contact sequence			
Supply voltage			300 - 500 V AC, 50/60 Hz
Width		mm	22.5

Technical data

Technical data in sheet catalogue

Other technical data (sheet catalogue)			Phase monitoring relays
--	--	--	-------------------------

Design verification as per IEC/EN 61439

Technical data for design verification			
Heat dissipation capacity	P _{diss}	W	0
Operating ambient temperature min.		°C	-25
Operating ambient temperature max.		°C	60
IEC/EN 61439 design verification			
10.2 Strength of materials and parts			
10.2.2 Corrosion resistance			Meets the product standard's requirements.
10.2.3.1 Verification of thermal stability of enclosures			Meets the product standard's requirements.
10.2.3.2 Verification of resistance of insulating materials to normal heat			Meets the product standard's requirements.
10.2.3.3 Verification of resistance of insulating materials to abnormal heat and fire due to internal electric effects			Meets the product standard's requirements.
10.2.4 Resistance to ultra-violet (UV) radiation			Meets the product standard's requirements.
10.2.5 Lifting			Does not apply, since the entire switchgear needs to be evaluated.
10.2.6 Mechanical impact			Does not apply, since the entire switchgear needs to be evaluated.
10.2.7 Inscriptions			Meets the product standard's requirements.
10.3 Degree of protection of ASSEMBLIES			Does not apply, since the entire switchgear needs to be evaluated.
10.4 Clearances and creepage distances			Meets the product standard's requirements.
10.5 Protection against electric shock			Does not apply, since the entire switchgear needs to be evaluated.
10.6 Incorporation of switching devices and components			Does not apply, since the entire switchgear needs to be evaluated.
10.7 Internal electrical circuits and connections			Is the panel builder's responsibility.
10.8 Connections for external conductors			Is the panel builder's responsibility.
10.9 Insulation properties			
10.9.2 Power-frequency electric strength			Is the panel builder's responsibility.

10.9.3 Impulse withstand voltage			Is the panel builder's responsibility.
10.9.4 Testing of enclosures made of insulating material			Is the panel builder's responsibility.
10.10 Temperature rise			The panel builder is responsible for the temperature rise calculation. Eaton will provide heat dissipation data for the devices.
10.11 Short-circuit rating			Is the panel builder's responsibility. The specifications for the switchgear must be observed.
10.12 Electromagnetic compatibility			Is the panel builder's responsibility. The specifications for the switchgear must be observed.
10.13 Mechanical function			The device meets the requirements, provided the information in the instruction leaflet (IL) is observed.

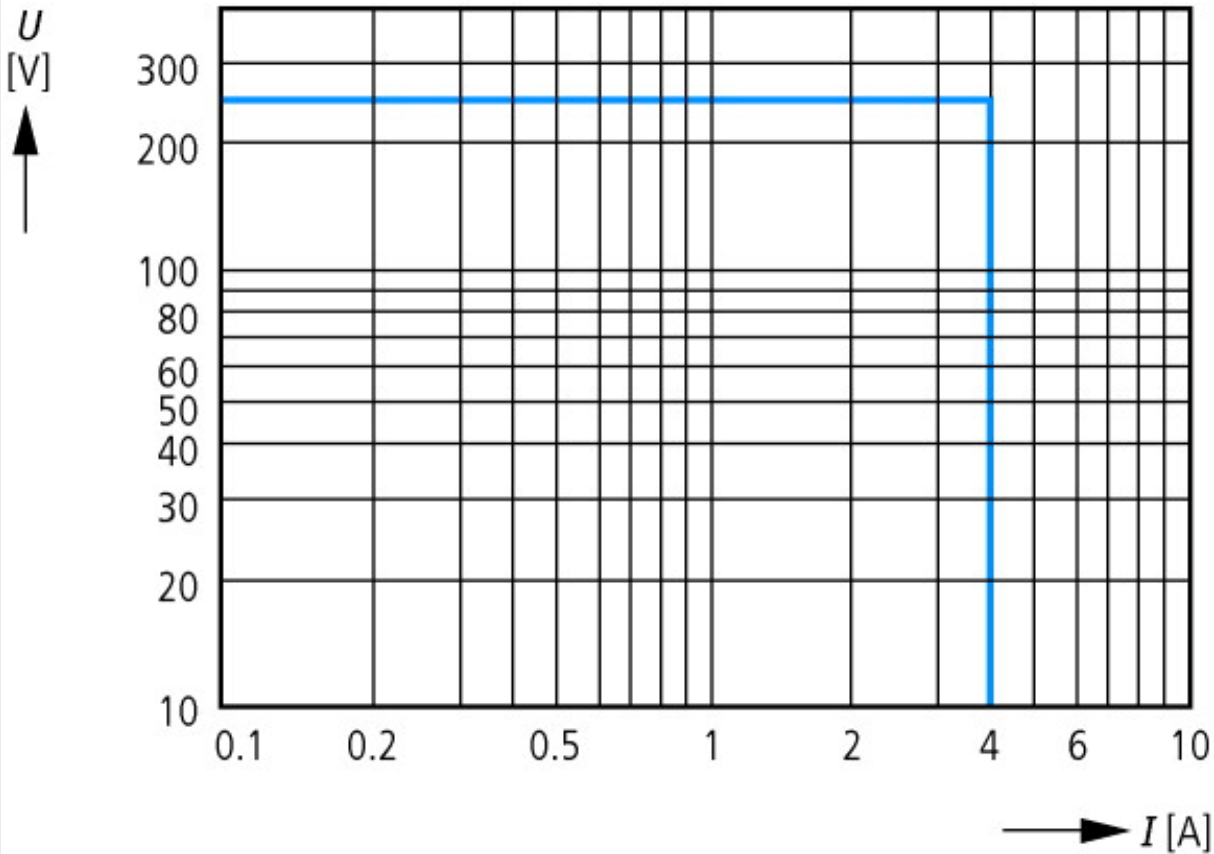
Technical data ETIM 6.0

Relays (EG000019) / Phase monitoring relay (EC001441)			
Electric engineering, automation, process control engineering / Low-voltage switch technology / Monitoring equipment (low-voltage switch technology) / Asymmetry monitoring equipment (ecI@ss8.1-27-37-18-03 [AKF097011])			
Type of electric connection			Screw connection
With detachable clamps			No
Rated control supply voltage Us at AC 50HZ		V	300 - 500
Rated control supply voltage Us at AC 60HZ		V	300 - 500
Rated control supply voltage Us at DC		V	0 - 0
Voltage type for actuating			AC
Phase sequence monitoring			Yes
Phase failure monitoring			Yes
Function under voltage detection			Yes
Function over voltage detection			Yes
Phase imbalance monitoring			No
Voltage measurement range		V	300 - 500
Min. adjustable delay-on energization time		s	0.1
Max. permitted delay-on energization time		s	30
Min. adjustable off-delay time		s	0.1
Max. permitted off-delay time		s	30
Number of contacts as normally closed contact			0
Number of contacts as normally open contact			0
Number of contacts as change-over contact			0
Width		mm	22.5
Height		mm	78
Depth		mm	100

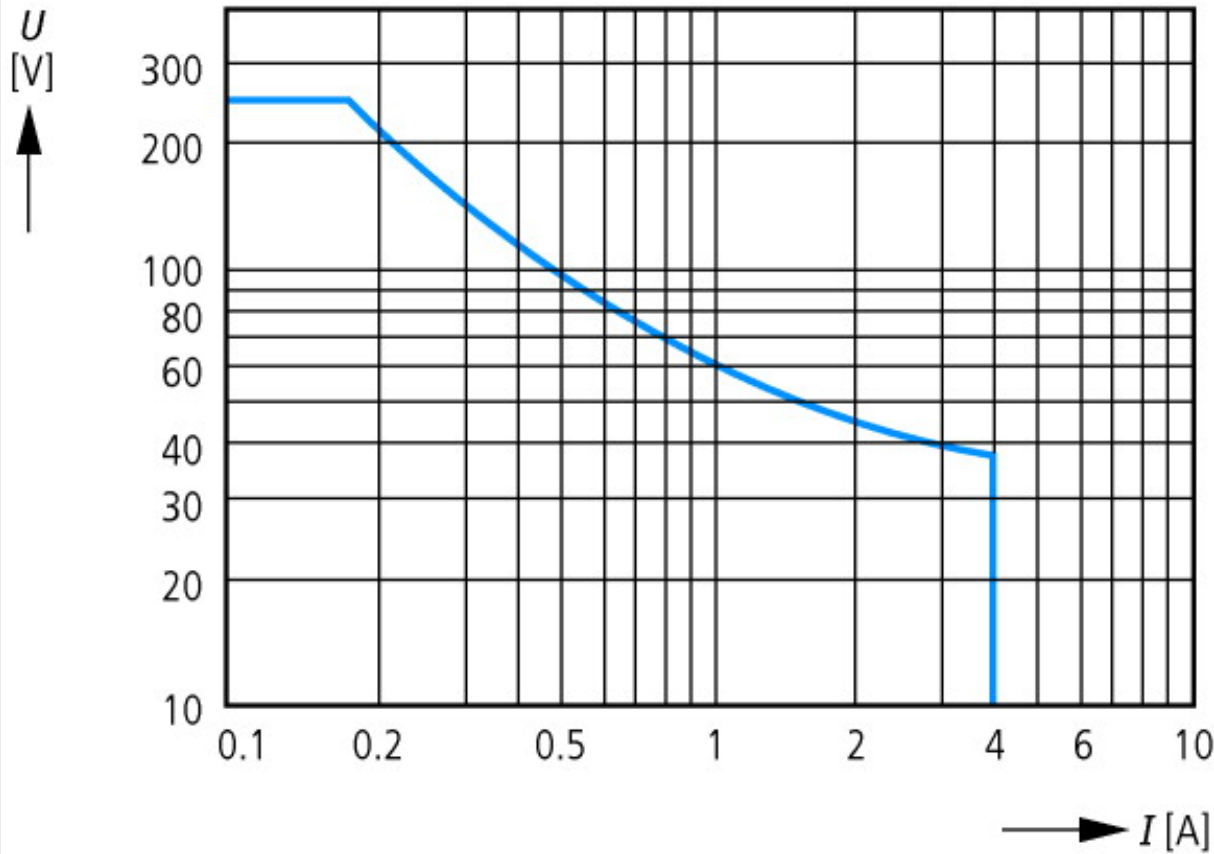
Approvals

			IEC 255-6; UL 508; CSA-22.2 No. 14-05; CE marking
			E29184
			NKCR, NKCR7
			UL report valid
			3211-03
			UL listed, certified by UL for use in Canada
			IEC: IP20, UL/CSA Type: -

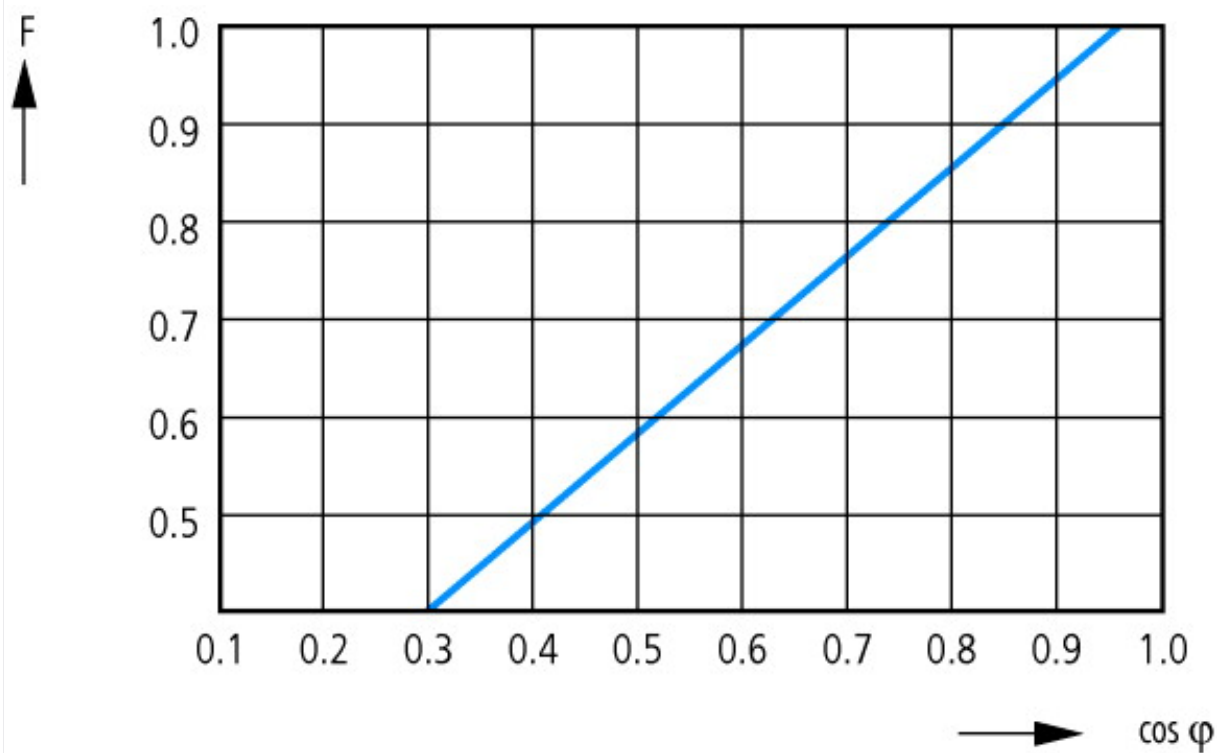
Characteristics



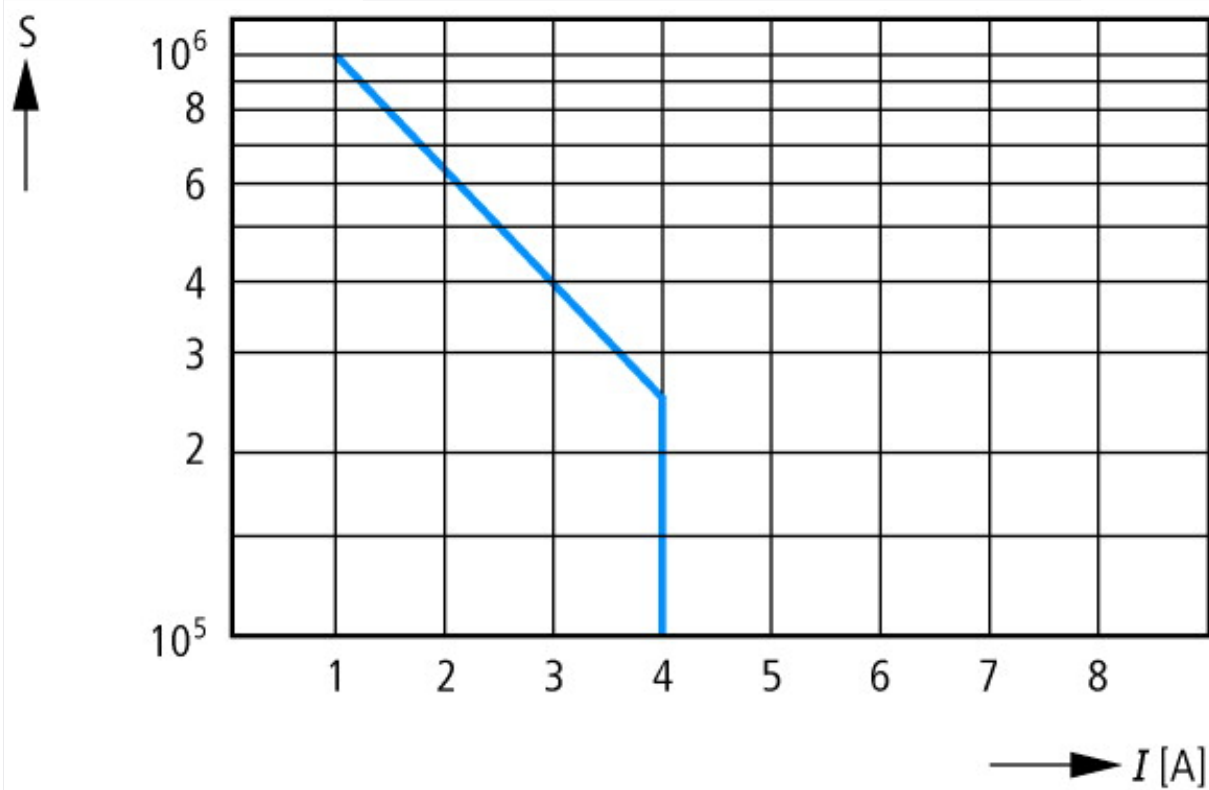
AC load (resistive)



DC load (resistive)

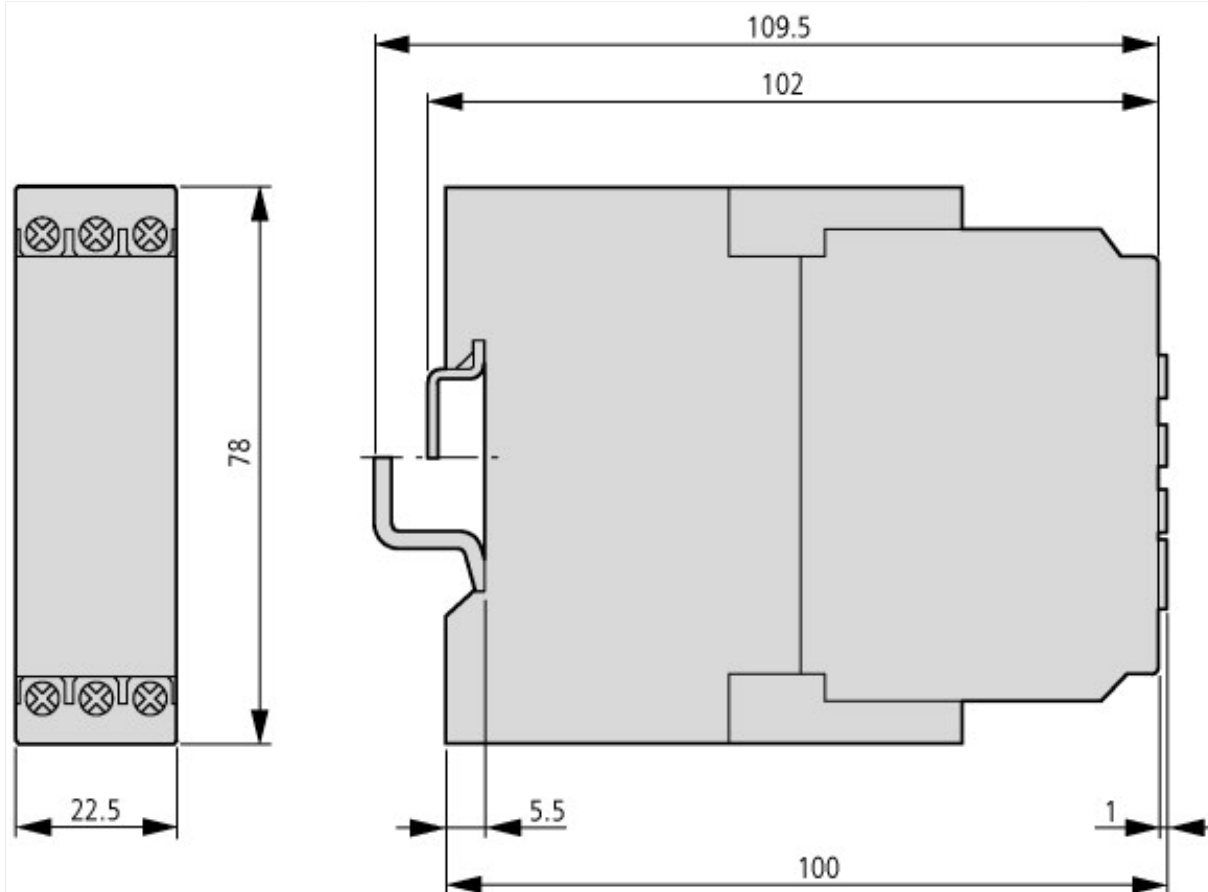


Derating factor F with inductive AC load



Contact life
 S operations
 220 V 50 Hz AC-1
 360 operations/h

Dimensions



Additional product information (links)

Phase monitoring relays

<http://ecat.moeller.net/flip-cat/?edition=HPLEN&startpage=11.37>