

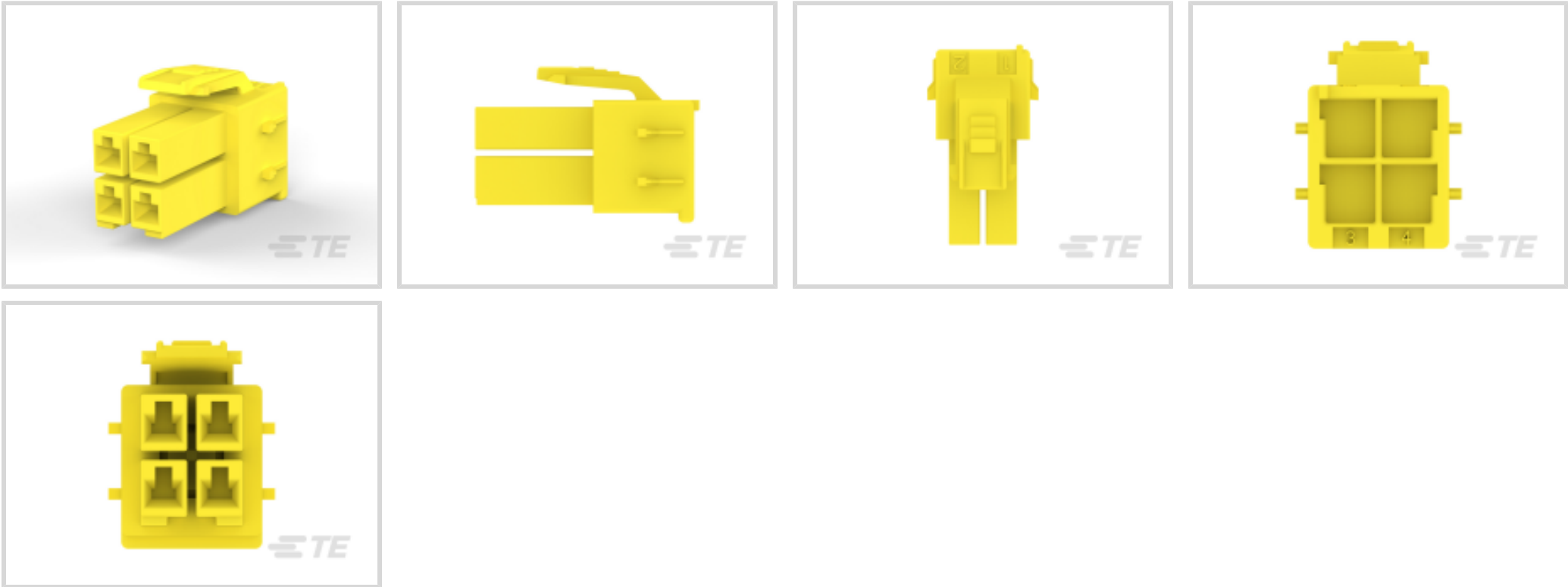


Power Double Lock

TE Internal #: 1-368575-4
Housing, Plug, Crimp, Wire-to-Board / Wire-to-Wire, UL 94V-0, 4
Position, Power Double Lock, Rectangular Wire & Cable
Connectors & Housings

[View on TE.com >](#)

Connectors > Rectangular Connectors > Standard Rectangular Connectors > Glow Wire Power Double Lock Plug



Connector Product Type: **Housing**
Connector & Housing Type: **Plug**
Termination Method to Wire & Cable: **Crimp**
Connector System: **Wire-to-Board, Wire-to-Wire**
Contact Retention Within Housing: **Without**

[All Glow Wire Power Double Lock Plug \(55\)](#)

Features

Product Type Features

Compatible With Discrete Wire Type	Stranded
Connector Product Type	Housing
Connector & Housing Type	Plug
Connector System	Wire-to-Board, Wire-to-Wire
Sealable	No
Connector & Contact Terminates To	Wire & Cable

Configuration Features

Number of Signal Positions	0
Number of Power Positions	0
Number of Positions	4
Number of Rows	2

Electrical Characteristics

--	--



Operating Voltage	300 VAC
-------------------	---------

Body Features

Primary Product Color	Yellow
-----------------------	--------

Contact Features

Contact Layout	Matrix
Contact Type	Receptacle
Contact Retention Within Housing	Without

Termination Features

Termination Method to Wire & Cable	Crimp
------------------------------------	-------

Mechanical Attachment

Connector Mounting Type	Cable Mount (Free-Hanging)
-------------------------	----------------------------

Housing Features

Housing Material	PA 66
Centerline (Pitch)	3.96 mm[.156 in]

Dimensions

Row-to-Row Spacing	4.6 mm[.181 in]
--------------------	-----------------

Usage Conditions

Operating Temperature Range	-30 – 105 °C[-22 – 221 °F]
-----------------------------	----------------------------

Operation/Application

Circuit Application	Power & Signal
---------------------	----------------

Industry Standards

Compatible With Agency/Standards Products	USR
Compatible With Approved Standards Products	UL 1977
Glow Wire Rating	GWT 750°C (Without Flame)
UL Flammability Rating	UL 94V-0

Packaging Features

Packaging Quantity	300
Packaging Method	Bag

Product Compliance

[For compliance documentation, visit the product page on TE.com>](#)




EU RoHS Directive 2011/65/EU	Compliant
EU ELV Directive 2000/53/EC	Compliant
China RoHS 2 Directive MIIT Order No 32, 2016	No Restricted Materials Above Threshold
EU REACH Regulation (EC) No. 1907/2006	Current ECHA Candidate List: JAN 2025 (247) Candidate List Declared Against: JAN 2025 (247) Does not contain REACH SVHC
Halogen Content	Not Low Halogen - contains Br or Cl > 900 ppm.
Solder Process Capability	Not applicable for solder process capability


Product Compliance Disclaimer

This information is provided based on reasonable inquiry of our suppliers and represents our current actual knowledge based on the information they provided. This information is subject to change. The part numbers that TE has identified as EU RoHS compliant have a maximum concentration of 0.1% by weight in homogenous materials for lead, hexavalent chromium, mercury, PBB, PBDE, DBP, BBP, DEHP, DIBP, and 0.01% for cadmium, or qualify for an exemption to these limits as defined in the Annexes of Directive 2011/65/EU (RoHS2). Finished electrical and electronic equipment products will be CE marked as required by Directive 2011/65/EU. Components may not be CE marked. Additionally, the part numbers that TE has identified as EU ELV compliant have a maximum concentration of 0.1% by weight in homogenous materials for lead, hexavalent chromium, and mercury, and 0.01% for cadmium, or qualify for an exemption to these limits as defined in the Annexes of Directive 2000/53/EC (ELV). Regarding the REACH Regulation, the information TE provides on SVHC in articles for this part number is based on the latest European Chemicals Agency (ECHA) ‘Guidance on requirements for substances in articles’ posted at this URL: <https://echa.europa.eu/guidance-documents/guidance-on-reach>


Compatible Parts



TE Part # 368587-4
PDL 4P CAP 3.96 D/R F/H(GWT) Y



TE Part # 1-368587-4
PDL 4P CAP 3.96 D/R F/H(GWT) Y




TE Part # 368589-4
PDL 4P CAP 3.96 D/R P/M(GWT) Y




TE Part # 177900-4
POWER DBL LOCK PLUG HSG 4P


Also in the Series | Power Double Lock




Connector Contacts(24)



Connector Hardware(14)



Insertion & Extraction Tools(2)




PCB Headers & Receptacles(43)



Power Contacts(24)



Rectangular Power Connectors(283)

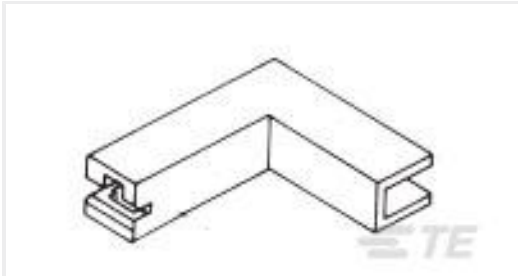


Wire-to-Board Headers & Receptacles (43)

Customers Also Bought



TE Part #2005249-4
PDL 2P CAP 3.96 P/M(GWT) YEL



TE Part #360040-1
110 FASTON HSG.,FLAG,REC.,1 POS, NATRUAL



TE Part #2005249-2
PDL 2P CAP 3.96 P/M(GWT) RED



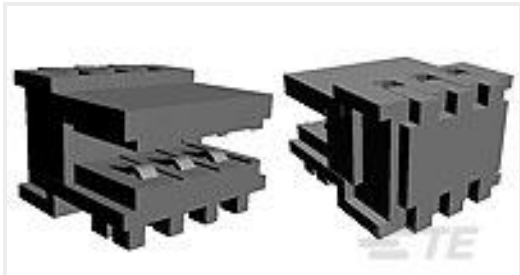
TE Part #1-368589-6
PDL 4P CAP 3.96 D/R P/M(GWT) B



TE Part #177917-1
AMP POWER DBL LOCK TAB (L)



TE Part #1-368589-1
PDL 4P CAP 3.96 D/R P/M(GWT) N



TE Part #1-966194-3
16X3P FEDERLEIS 2,5

Documents

Product Drawings

PDL 4P PLUG 3.96 D/R(GWT) YEL

English

CAD Files

3D PDF

3D

Customer View Model

ENG_CVM_CVM_1-368575-4_B.2d_dxf.zip

English

Customer View Model

ENG_CVM_CVM_1-368575-4_B.3d_igs.zip

English

Customer View Model

ENG_CVM_CVM_1-368575-4_B.3d_stp.zip

English

By downloading the CAD file I accept and agree to the Terms and Conditions of use.



Product Specifications

Application Specification

English

Agency Approvals

UL Report

English