


For new constructions:  
**Series "E2/1000"**  
2400/2500 ▶ page 5.84

# Series 20 · 25 E2 medium



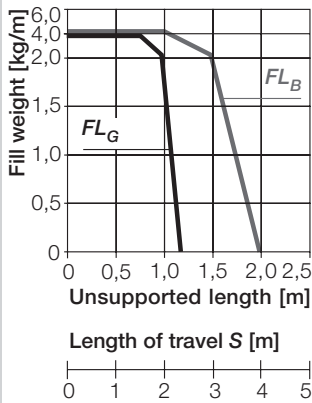
igus® E-ChainSystems®



- ❶ Serie 25 snap-open along outer radius, combinable with Series 20
- ❷ Dirt-repellent, contoured exterior
- ❸ Interior separation with Vertical Separators possible

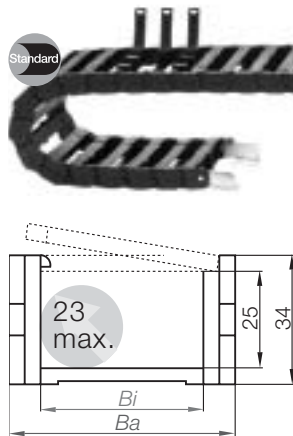
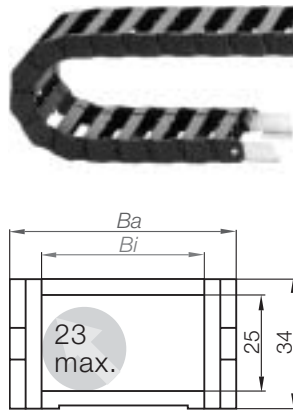
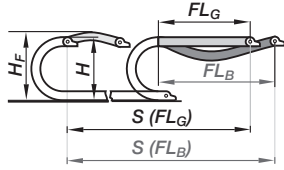
Phone +49- (0) 22 03-96 49-800  
Fax +49- (0) 22 03-96 49-222

igus® GmbH  
51147 Cologne



**Unsupported length**

$FL_G$  = with straight upper run  
 $FL_B$  = with permitted sag



**Series 20 - non snap-open**

Part No.	$B_i$ [mm]	$B_a$ [mm]	$R$ [mm] Bending Radii
20.1.□.0	11	27	055 075 100
20.2.□.0	38	53	125 150 200
20.3.□.0	57	72	250
20.4.□.0	77	92	Radii for all widths!
20.5.□.0	103	118	

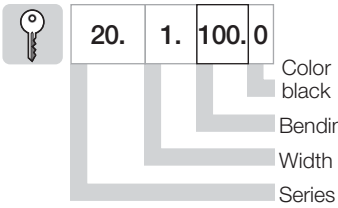
Supplement Part No. with required radius. Example: 20.1.100.0  
Bending radii listed above can be combined with every chain width!

**Series 25 - snap-open along outer radius**

Part No.	$B_i$ [mm]	$B_a$ [mm]	$R$ [mm] Bending Radii
25.1.□.0	11	27	055 075 100
25.2.□.0	38	53	125 150 200
25.3.□.0	57	72	250
25.4.□.0	77	92	Radii for all widths!
25.5.□.0	103	118	

Supplement Part No. with required radius. Example: 25.1.100.0  
Bending radii listed above can be combined with every chain width!

**Part No. structure**



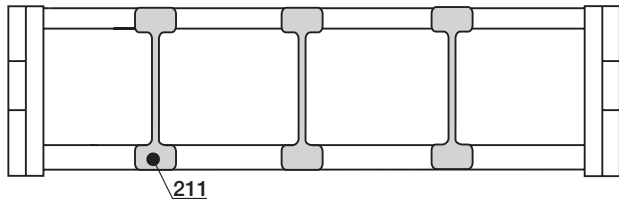
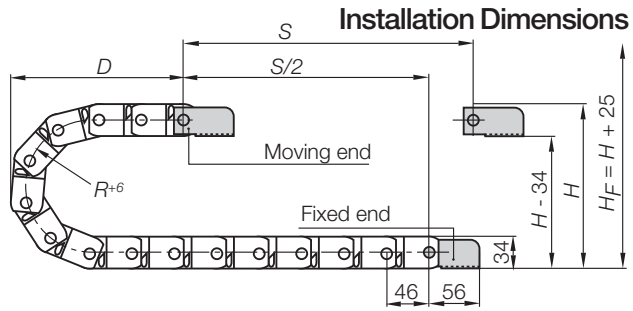
- Order example 4,0 m complete E-Chain®**  
(indicate chain-lengths or number of links)
- 4,0 m (88 links) **Series 20.1.100.0**
  - + 2 separators **211** assembled each 2<sup>nd</sup> link
  - + 1 set mounting brackets **200.12**

# Series 20 · 25 E2 medium

Pitch = 46 mm    Links per m = 22    Chain length =  $S/2 + K$

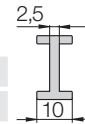
<b>R</b>	055	075	100	125	150	200	250
<b>H+5</b>	145	185	235	285	335	435	535
<b>D</b>	125	150	170	195	220	270	320
<b>K</b>	276	346	414	476	598	736	920

The required clearance height is  $H_F = H + 25$  mm (with 1,5 kg/m fill weight). Please consult igus® if space is particularly restricted.

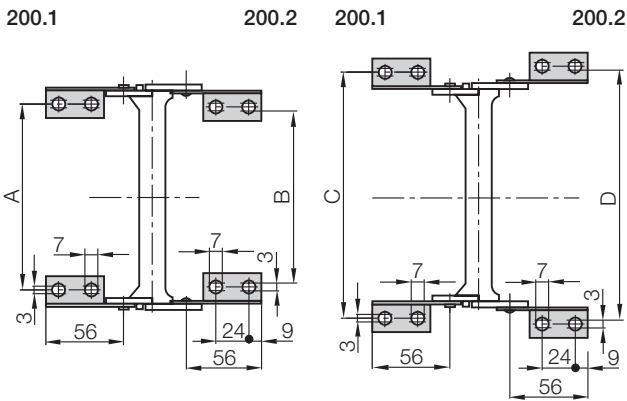



### Vertical Separator

unassembled	201
assembled	211

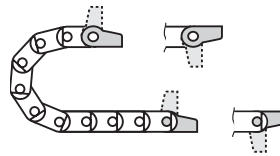


### Interior Separation



### Moving end (with bore)

200.1



200.2  
Fixed end (with pin)

### Mounting Brackets



Steel, two-piece,  
one part for all chain widths

For E-Chain®	Standard	Part No. full set	Dim. A [mm]	Dim. B [mm]	Dim. C [mm]	Dim. D [mm]
20.1.	▶	200.12	-	-	43	28
20/25.2.	▶	200.12	27	22	71	79
20/25.3.	▶	200.12	45	41	89	97
20/25.4.	▶	200.12	66	61	109	117
20/25.5.	▶	200.12	92	87	135	143



Full set, for both ends:

200. 12

Single-part order:

200. 1

Mounting bracket with bore

200. 2

Mounting bracket with pin



Interior separation with full-width shelves and shelves



One-piece, steel mounting bracket available

### Additional Features

For more features

▶ see link below



25

E2 medium classic  
Inner height: 25 mm

Phone +49- (0) 22 03-96 49-800  
Fax +49- (0) 22 03-96 49-222

