


SW·SW-N·SW-T SERIES

■ Operating temperature ■
 SW·SW-N : -10°C~+60°C
 SW-T : -10°C~+100°C

SW SMALL SNAP-IN PLASTIC CASE

SW-N FLAME RESISTANT PLASTIC CASE

SW-T HEAT-RESISTANT PLASTIC CASE




FEATURE

- No screw and snap-in to cover.
- Small case for general purpose.
- Ample space inside.
- Fitted P.C board is available.


Components

Ref. #	Part name	Pcs	Material	Color
1	Base	1	SW : ABS	Black · Light gray
			SW-N : Flame-resistant ABS	Gray
			SW-T : Heat-resistant ABS	Black
2	Cover	1	SW : ABS	Black · Light gray
			SW-N : Flame-resistant ABS	Gray
			SW-T : Heat-resistant ABS	Black

Accessories (Optional parts)



SW·SW-N·SW-T SERIES



Color Type

Series	Color code	Color
SW	S	Light gray
	B	Black
SW-N	G	Gray
SW-T	B	Black

SW Standard

ABS UL94HB

Part no. / Dimensions

• Please suffix color code at the end of part number □ when ordering SW series.

Part no.	W	H	D	Weight(g)
SW- 15□	10	10	15	1
SW- 20□	15	15	20	2
SW- 30□	20	18	30	4
SW- 40□	30	20	40	10
SW- 50□	35	25	50	14
SW- 53□	36	11	53	10
SW- 55□	40	20	55	17
SW- 60□	18	17	60	9
SW- 65□	45	25	65	21
SW- 75□	50	30	75	32
SW- 85□	60	40	85	43
SW- 90□	25	21	90	17
SW- 95□	58	18	95	34
SW-100□	65	35	100	55
SW-120□	60	24	120	50
SW-125□	70	40	125	77
SW-130□	40	25	130	43

SW-N Flame-resistant

ABS UL94V-1 / UL94V-0

Part no. / Dimensions

Part no.	W	H	D	UL- class	Weight(g)
SW-N 20G	15	15	20	UL94V-1	3
SW-N 30G	20	18	30	UL94V-1	5
SW-N 40G	30	20	40	UL94V-0	11
SW-N 50G	35	25	50	UL94V-0	17
SW-N 55G	40	20	55	UL94V-0	19
SW-N 65G	45	25	65	UL94V-0	23
SW-N 75G	50	30	75	UL94V-0	35
SW-N 85G	60	40	85	UL94V-0	50
SW-N 95G	58	18	95	UL94V-0	37
SW-N100G	65	35	100	UL94V-0	60
SW-N120G	60	24	120	UL94V-0	56
SW-N125G	70	40	125	UL94V-0	85
SW-N130G	40	25	130	UL94V-0	48

SW-T Heat-resistant

ABS Heat distortion temperature 100°C

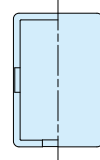
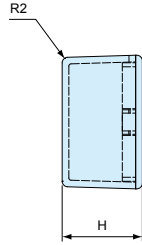
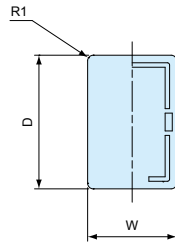
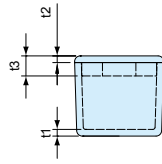
Part no. / Dimensions

Part no.	W	H	D	Weight(g)
SW-T 20B	15	15	20	2
SW-T 40B	30	20	40	9
SW-T 55B	40	20	55	16
SW-T 75B	50	30	75	30
SW-T 95B	58	18	95	31
SW-T100B	65	35	100	50

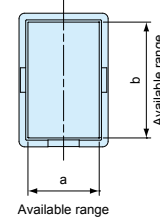
SW · SW-N · SW-T Dimensions

• CAD data is downloadable from our web.

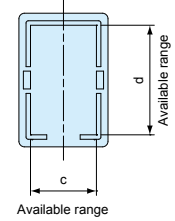
SW-15 · SW-20 · SW-30
 SW-N20 · SW-N30
 SW-T20



Inside base

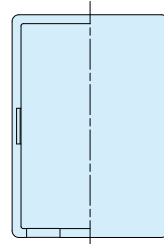
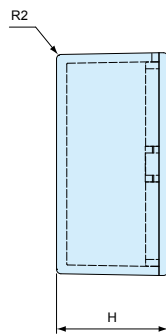
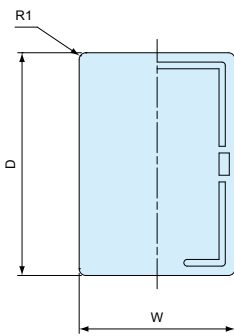
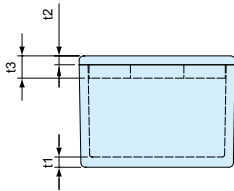


Inside cover

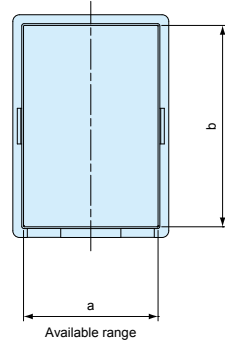


Part no.	W	H	D	a	b	c	d	t1	t2	t3	R1	R2
SW-15	10	10	15	7.2	12.2	5.4	10.6	1.1	1.1	3.6	1	1
SW-20 · SW-N20 · SW-T20	15	15	20	11.6	16.6	10	14.8	1.5	1.5	4.5	1.25	1.25
SW-30 · SW-N30	20	18	30	16	26	14.8	24.6	1.5	1.5	4.5	1.25	1.25

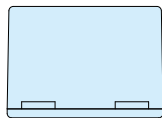
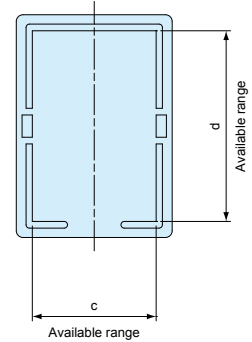
SW-40 · SW-50 · SW-53 · SW-55
 SW-N40 · SW-N50 · SW-N55
 SW-T40 · SW-T55



Inside base



Inside cover

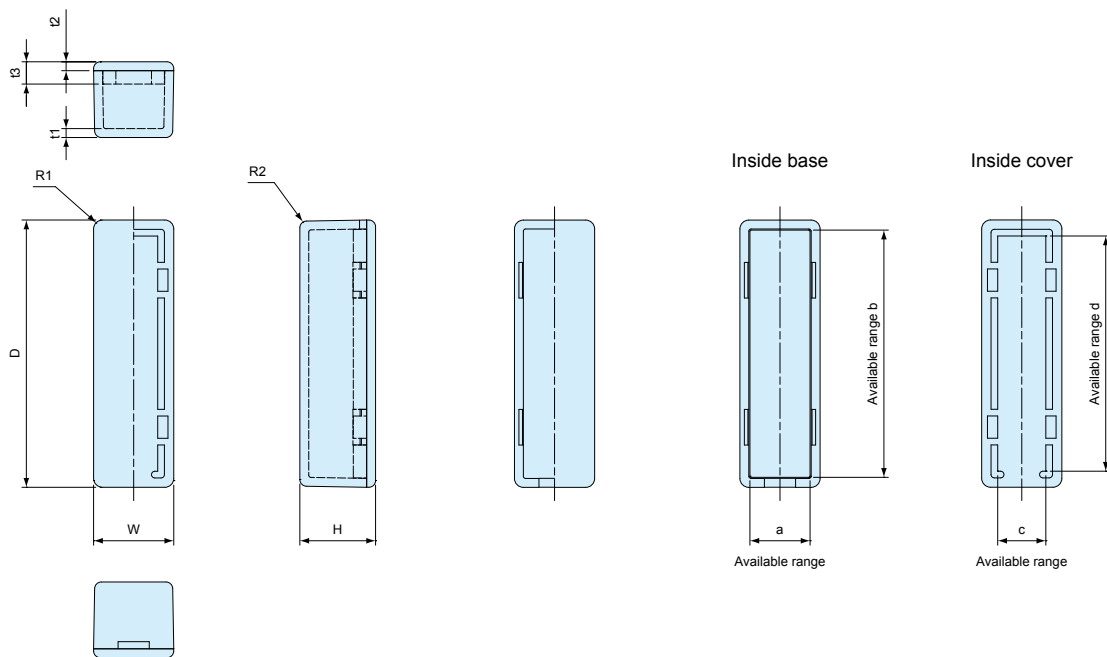


Part no.	W	H	D	a	b	c	d	t1	t2	t3	R1	R2
SW-40 · SW-N40 · SW-T40	30	20	40	26	36	22.8	32.8	1.8	2	5	1.5	1
SW-50 · SW-N50	35	25	50	30.2	45.2	27.8	42.8	2.3	2	5	1.5	1
SW-53	36	11	53	32	49	29.2	46.2	1.8	1.8	4.8	1.5	1.25
SW-55 · SW-N55 · SW-T55	40	20	55	35.5	50.5	32.8	47.8	2	2	5	1.5	0.3

SW · SW-N · SW-T Dimensions

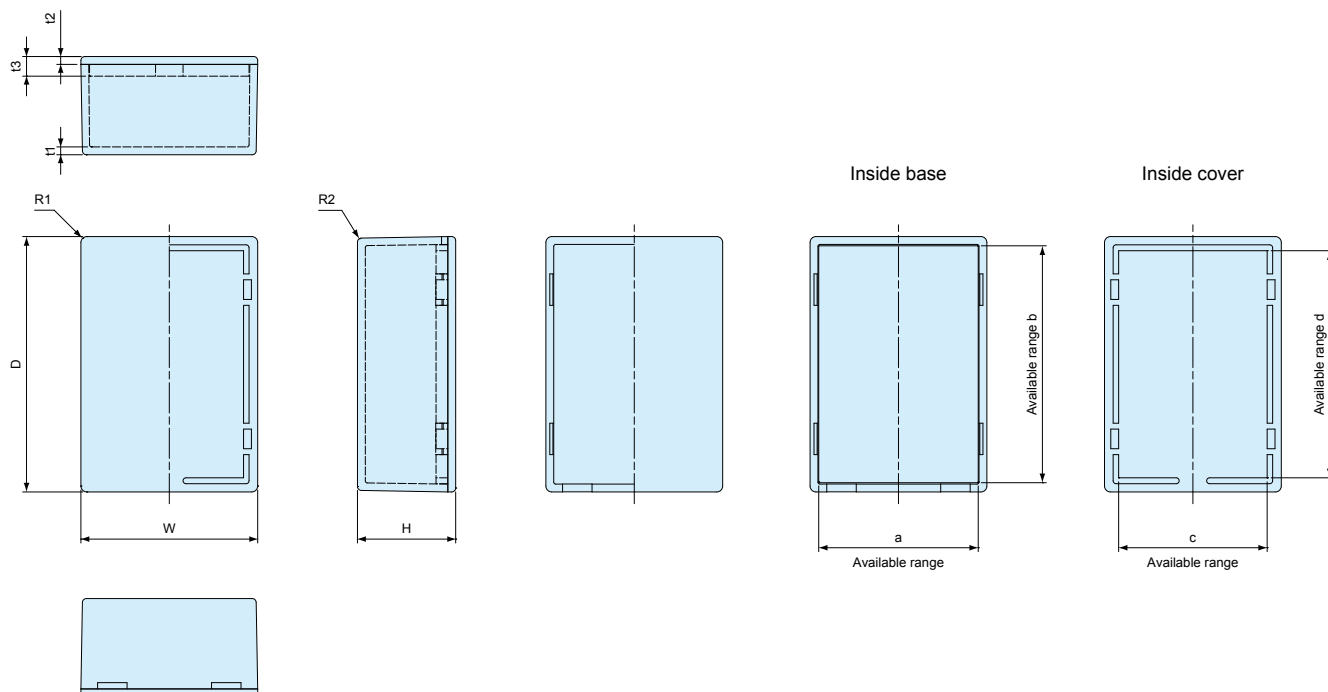
• CAD data is downloadable from our web.

SW-60 · SW-90



Part no.	W	H	D	a	b	c	d	t1	t2	t3	R1	R2
SW-60	18	17	60	13.5	55.5	10.8	52.8	2	2	5	2	1.5
SW-90	25	21	91	20.3	85.3	17.8	82.8	2	2	5	2	1.5

SW-65 · SW-75 · SW-85 · SW-95 · SW-100 · SW-120 · SW-125 · SW-130
 SW-N65 · SW-N75 · SW-N85 · SW-N95 · SW-N100 · SW-N120 · SW-N125 · SW-N130
 SW-T75 · SW-T95 · SW-T100



Part no.	W	H	D	a	b	c	d	t1	t2	t3	R1	R2
SW- 65 · SW-N 65	45	25	65	40.6	60.3	37.8	57.8	2	2	5	1.5	1
SW- 75 · SW-N 75 · SW-T 75	50	30	75	45.2	70.5	42.8	67.8	2	2	5	1.75	0.3
SW- 85 · SW-N 85	60	40	85	54.5	79.5	52.8	77.8	2.3	2	5	2	1.5
SW- 95 · SW-N 95 · SW-T 95	58	18	95	53.7	90.7	50.8	87.8	2	2	5	3	1.5
SW-100 · SW-N100 · SW-T100	65	35	100	60.6	95.6	57.8	92.8	2	2.5	5.5	2	1.5
SW-120 · SW-N120	60	24	120	55.7	115.7	52.8	112.8	2	2.5	5.5	2	1.5
SW-125 · SW-N125	70	40	125	65	120	62.8	117.8	2.5	2.5	5.5	3	1.5
SW-130 · SW-N130	40	25	130	35.5	125.5	32.8	122.8	2.5	2.5	5.5	3	1.75