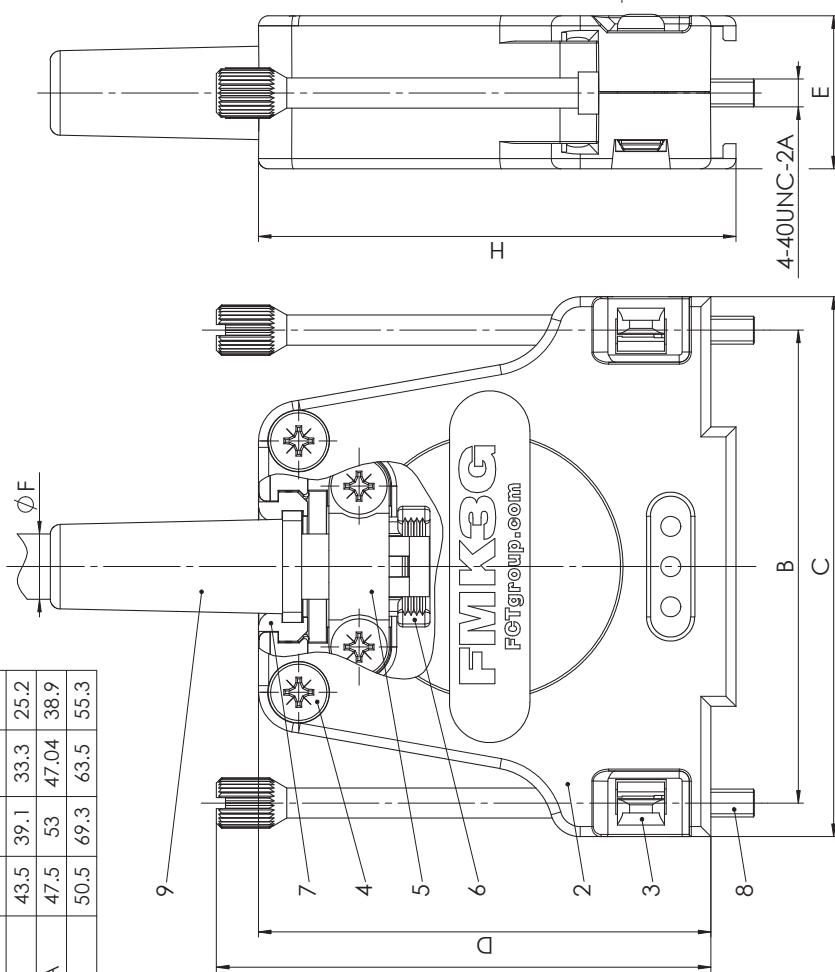


øF1 = Cable diameter without rubber bushing
 øF2 = Cable diameter with rubber bushing



No.	St.	Part	Type Description/Material	Surface plating/Colour/Class
9	1	Rubber bushing	TPE	black
8	2	Knurled thumb screw	FRS1/5-K190 4-40 / Brass	nickel plated
7	0/2	Cable reduction plate	Zinc die-cast	nickel plated
6	1	Strain relief	ABS	nickel plated
5	1	Cable clamp	Steel	tin plated
4	4	Screw	Case hardened steel	zinc plated
3	2	Catch spring	PEI	black
2	1	Hood	FMKYG / Zinc die-cast	nickel plated
1	1	D-Sub Connector	FxxP0G1	nickel plated

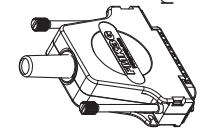
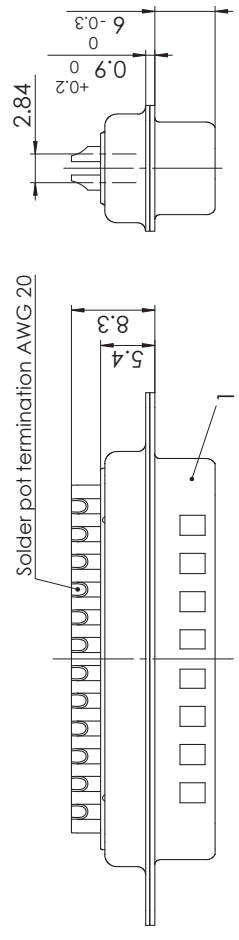
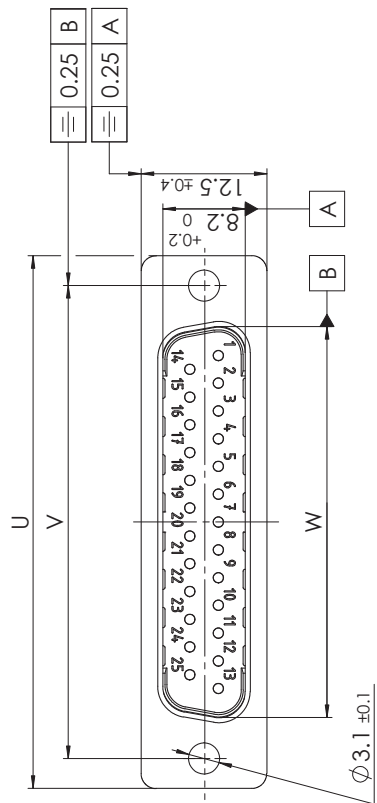
No.		St.	Part	Type Description/Material	Surface plating/Colour/Class
1		1	D-Sub Connector	FxxP0G1	nickel plated
2		1	Hood	FMKYG / Zinc die-cast	nickel plated
3		2	Catch spring	PEI	black
4		4	Screw	Case hardened steel	zinc plated
5		1	Cable clamp	Steel	tin plated
6		1	Strain relief	ABS	nickel plated
7		0/2	Cable reduction plate	Zinc die-cast	nickel plated
8		2	Knurled thumb screw	FRS1/5-K190 4-40 / Brass	nickel plated
9		1	Rubber bushing	TPE	black

Order-No.	Shell Size / for No. of Contacts	B	C	D	E	øF1 min - max	max I Rubber bushing	H	U	V	W
FMK1G-09P-5847	1 / 9	25	31.6	39.5	15.2	3 - 9.5	6.5	42	30.8	25	16.9
FMK2G-15P-5847	2 / 15	33.3	40	41	15.2	3 - 8.5	6.5	43.5	39.1	33.3	25.2
FMK3G-25P-5847	3 / 25	47.04	53.7	45	15.2	3 - 8.5	8	47.5	53	47.04	38.9
FMK4G-37P-5847	4 / 37	63.5	70.2	48	18.2	3 - 12	9	50.5	69.3	63.5	55.3

FMKYG-xxP-5847

e.g. FMK3G-25P-5847

*1) Y for hood size 1, 2, 3 or 4
 *2) xx No. of contacts 09, 15, 25 or 37



reverse side
1 : 2

RoHS compliant

Packing unit on supplement AM0409

max. torque are 40 Ncm
 Part-No. 9 not mounted
 FMK1G-09P-5847 without Part-No. 7