

Enclosures Type 1 & 3R/12

Tmax
MCCBs



T3E-1



T4E-3R12 ③

Enclosures (Price does not include circuit breaker; order as a separate item.) ④

NEMA designation	Breaker type	Enclosure maximum rating		Approximate dimensions① H x W x D (inches)	Catalog number	List price
		AL cables	CU cables			
Type 1 ①	T1	100A	100A	15 x 8.5 x 4	T1E-1	\$ 267
	T2	100A	100A	15 x 8.5 x 4	T2E-1	267
	T3	175A	225A	20 x 11 x 4	T3E-1	315
	T4	200A	250A	26 x 15 x 6.25	T4E-1 ②	407
	T5	325A	400A	26 x 15 x 6.25	T5E-1 ②	435
Type 3R/12③	T1	100A	100A	15 x 8.5 x 7	T1E-3R12	407
	T2	100A	100A	15 x 8.5 x 7	T2E-3R12	407
	T3	175A	225A	20 x 11 x 7	T3E-3R12	527
	T4	200A	250A	26 x 15 x 9	T4E-3R12	625
	T5	325A	400A	26 x 15 x 9	T5E-3R12	767

Neutral kits

Breaker type	Neutral cable capacity and wire range	Neutral kit catalog number	List price
T1 – T2	Neutral #14-1/0 Bonding Lug #14-1/0	T2NK125	\$ 140
T3	Neutral #6-250 kcmil Bonding Lug #14-1/0	T3NK225	150
T4	Neutral #6-250 kcmil Bonding Lug #14-1/0 kcmil	T4NK250	155
T5	Neutral (2) #6-250 kcmil Bonding Lug #14-1/0 kcmil	T5NK400	295

NOTE: The list price adder for factory installation of an enclosed circuit breaker is 50% of the enclosure list price.

Description

Type 1

- General purpose indoor enclosure intended for use in normal environments to provide a degree of protection against contact with enclosed equipment.
- Sheet steel, surface mount.
- Breaker is front-operable and can be padlocked via a separately ordered padlock device.
- Available through 400A, 600VAC
- (SUSE) suitable for use as service equipment.

Type 3R/12

- Type 3R is intended for outdoor use providing protection against rain, sleet or snow.
- Type 12 is for use in indoor atmospheres to provide a degree of protection against circulating dust, lint, sawdust, falling dirt and dripping non-corrosive liquids.
- Surface-mounted, sheet steel enclosure.
- Breaker can be operated via **separately ordered** handle mechanism; door is interlocked with mechanism.
- Available through 400A, 600VAC.
- (SUSE) suitable for use as service equipment.

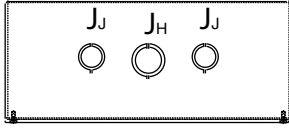
① Padlocking provision must be ordered separately.
 ② Must order KT5FLD (padlock device) separately.
 ③ Variable depth rotary handle must be ordered separately.
 ④ Consult ABB for breakers installed in enclosures.

Enclosures

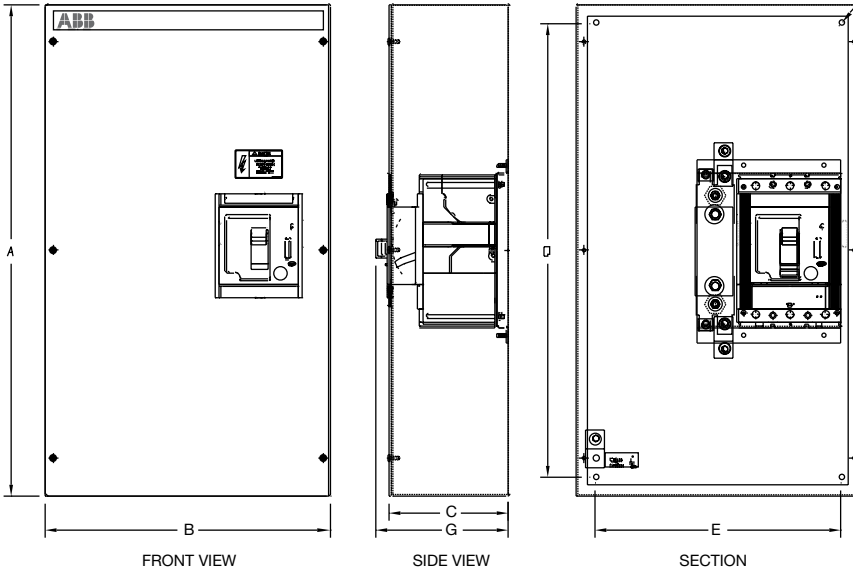
Approximate dimensions, T1 – T5

NEMA 1, 3R & 12

NEMA 1



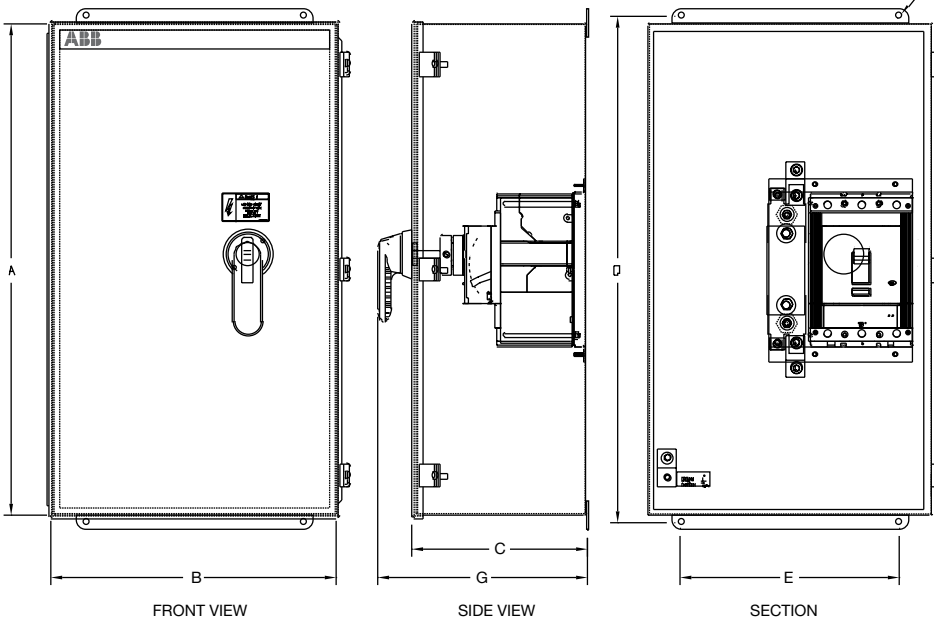
SHOWN WITH BREAKER, PADLOCK DEVICE AND NEUTRAL KIT ORDERED SEPARATELY



Cat. #	A	B	C	D	E	F	G	H	J
T1E-1	15.00 381	8.50 216	4.00 102	13.00 330	6.50 165	0.281 7	4.93 125	1, 1-1/4 25, 32	3/4, 1 19, 25
T2E-1	15.00 381	8.50 216	4.00 102	13.00 330	6.50 165	0.281 7	4.93 125	1, 1-1/4 25, 32	3/4, 1 19, 25
T3E-1	20.00 508	11.00 279	4.00 102	18.00 457	9.00 229	0.281 7	4.93 125	1, 1-1/4 25, 32	3/4, 1 19, 25
T4E-1	26.00 660	15.00 381	6.25 159	24.00 610	13.00 330	0.281 7	7.01 178	1, 1-1/4 25, 32	3/4, 1 19, 25
T5E-1	26.00 660	15.00 381	6.25 159	24.00 610	13.00 330	0.281 7	7.01 178	1, 1-1/4 25, 32	3/4, 1 19, 25

NEMA 3R, 12

SHOWN WITH BREAKER, VARI-DEPTH MECHANISM, HANDLE, SHAFT AND NEUTRAL KIT, ORDERED SEPARATELY



Cat. #	A	B	C	D	E	F	G
T1E-3R12	15.00 381	8.50 216	7.00 178	15.75 400	5.00 127	0.313 8	9.06 230
T2E-3R12	15.00 381	8.50 216	7.00 178	15.75 400	5.00 127	0.313 8	9.06 230
T3E-3R12	20.00 508	11.00 279	7.00 178	20.75 527	7.50 191	0.313 8	9.06 230
T4E-3R12	26.00 660	15.00 381	9.00 229	26.75 679	11.50 292	0.313 8	11.06 281
T5E-3R12	26.00 660	15.00 381	9.00 229	26.75 679	11.50 292	0.313 8	11.06 281

16