




Terminals & Splices > Ring Terminals



Ring Terminal Product Type: Closed Ring Tongue Terminal

Wire Size: 6529 – 10382 CMA

Stud Size: 1/4

Features

Product Type Features

Shape Description	Circular/Oval
Ring Terminal Product Type	Closed Ring Tongue Terminal
Stud Size	1/4
Sealable	No
Compatible With Discrete Wire Type	Stranded
Wire Insulation Support Retention Type	Insulation Support

Configuration Features

Number of Holes	1
-----------------	---

Body Features

Product Weight	1.741 g
----------------	---------

Contact Features

Contact Base Material	Brass
Barrel Type	Open
Terminal Orientation	Straight
Terminal Plating Material	Tin
Contact Underplating Material	None

Mechanical Attachment

Wire Insulation Support	With
-------------------------	------

Dimensions

	.15 in
Wire Size	6529 – 10382 CMA
Stud Diameter	6.53 mm[.257 in]
Tongue Thickness	.76 mm[.03 in]
Product Length	27.18 mm[1.07 in]
Barrel Inside Diameter	3.55 mm, 4.57 mm[.14 in][.18 in]
Compatible Insulation Diameter (Max)	5.33 mm[.21 in]
Compatible Insulation Diameter Range	3.81 – 5.33 mm[.15 – .21 in]

Usage Conditions

Insulation Option	Uninsulated
Operating Temperature Range	-40 – 110 °C[-40 – 230 °F]

Operation/Application

Compatible With Wire Base Material	Copper
------------------------------------	--------

Industry Standards

Government Qualified Terminal	No
-------------------------------	----

Packaging Features

Packaging Quantity	3000
Packaging Method	Strip/Reel

Product Compliance

For compliance documentation, visit the product page on TE.com>

EU RoHS Directive 2011/65/EU	Compliant
EU ELV Directive 2000/53/EC	Compliant
China RoHS 2 Directive MIIT Order No 32, 2016	No Restricted Materials Above Threshold
EU REACH Regulation (EC) No. 1907/2006	Current ECHA Candidate List: JAN 2025 (247) Candidate List Declared Against: JAN 2025 (247) Does not contain REACH SVHC
Halogen Content	Low Halogen - Br, Cl, F, I < 900 ppm per homogenous material. Also BFR/CFR/PVC

Free


Solder Process Capability

Not reviewed for solder process capability


Product Compliance Disclaimer

This information is provided based on reasonable inquiry of our suppliers and represents our current actual knowledge based on the information they provided. This information is subject to change. The part numbers that TE has identified as EU RoHS compliant have a maximum concentration of 0.1% by weight in homogenous materials for lead, hexavalent chromium, mercury, PBB, PBDE, DBP, BBP, DEHP, DIBP, and 0.01% for cadmium, or qualify for an exemption to these limits as defined in the Annexes of Directive 2011/65/EU (RoHS2). Finished electrical and electronic equipment products will be CE marked as required by Directive 2011/65/EU. Components may not be CE marked. Additionally, the part numbers that TE has identified as EU ELV compliant have a maximum concentration of 0.1% by weight in homogenous materials for lead, hexavalent chromium, and mercury, and 0.01% for cadmium, or qualify for an exemption to these limits as defined in the Annexes of Directive 2000/53/EC (ELV). Regarding the REACH Regulation, the information TE provides on SVHC in articles for this part number is based on the latest European Chemicals Agency (ECHA) ‘Guidance on requirements for substances in articles’ posted at this URL: <https://echa.europa.eu/guidance-documents/guidance-on-reach>


Compatible Parts




TE Part # 60485-1  
RING TERMINAL 14-12 AWG TPBR




TE Part # 61844-1  
RING TERMINAL 12-10 AWG .0395X.650 TPCU



TE Part # 60399-1  
RING TERMINAL 12-10 AWG TPCU

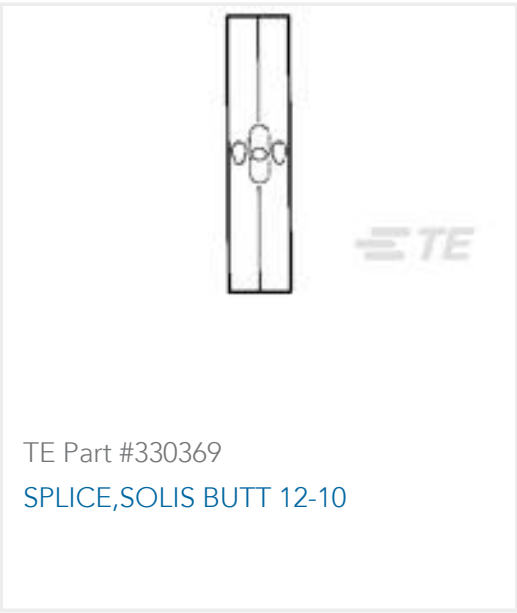


TE Part # 2150198-2  
OCEAN\_2.0\_Applicator-E-210F250O-REA

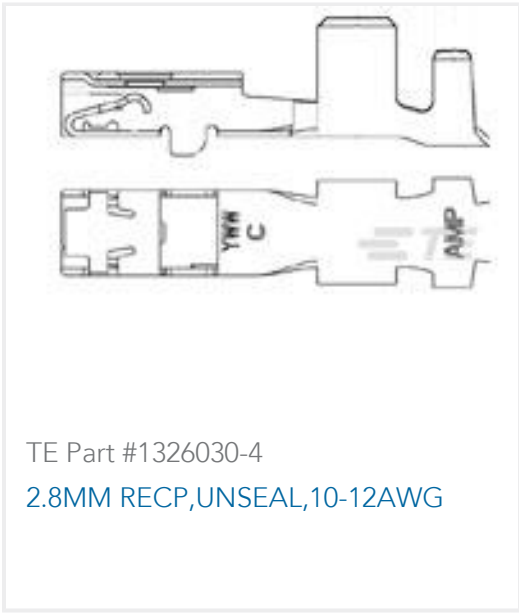


TE Part # 7-2150198-7  
OCEAN\_2.0\_SPARE\_PART\_KIT-210F250O


Customers Also Bought




TE Part #330369  
SPLICE,SOLIS BUTT 12-10



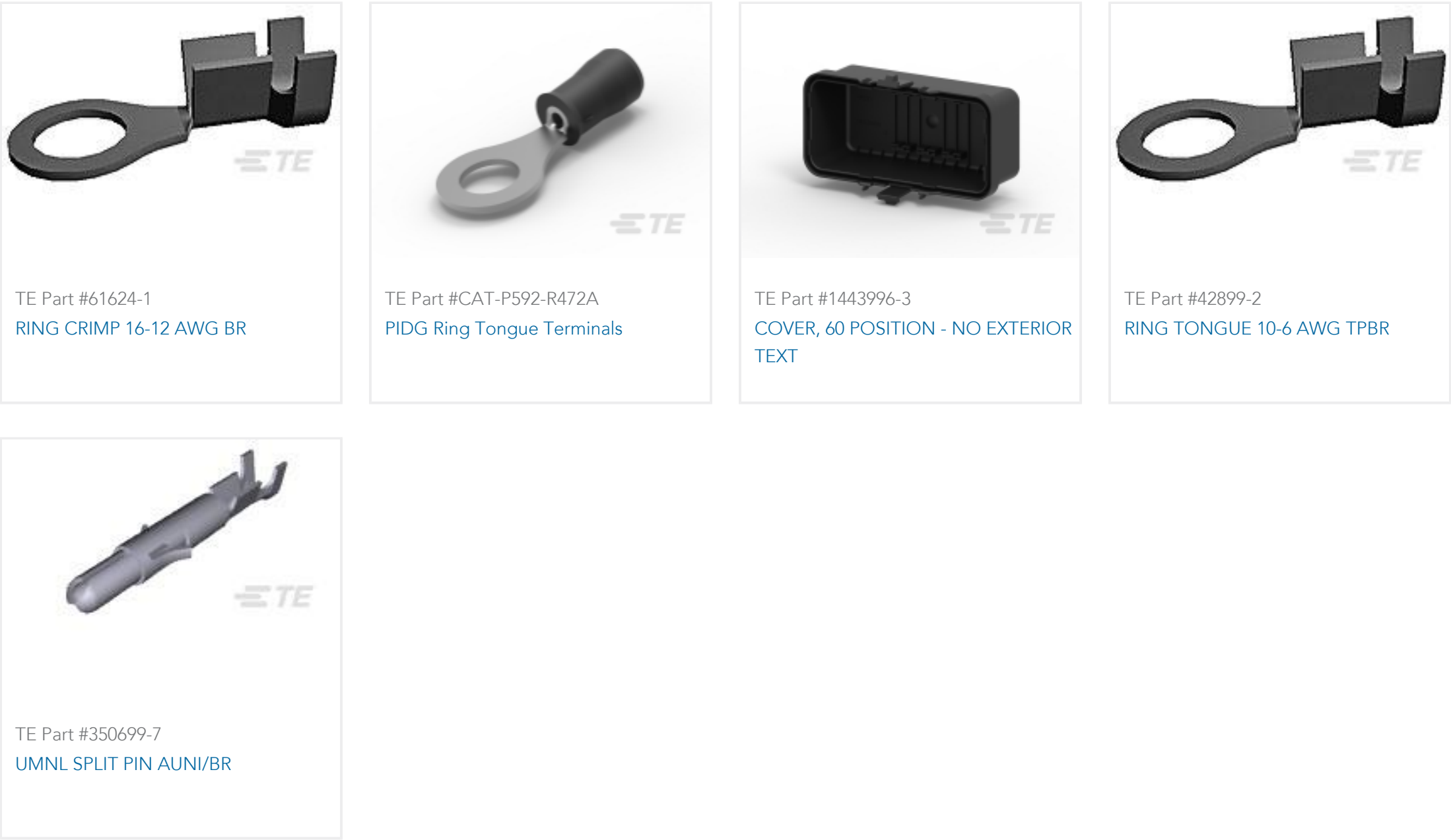
TE Part #1326030-4  
2.8MM RECP,UNSEAL,10-12AWG



TE Part #2344656-4  
WLAN DUAL BAND ANTENNA FPC V 200mm



TE Part #42946-2  
RING 12-8 AWG TPBR



Documents

Product Drawings  
RING 12-10 AWG TPBR

English

CAD Files  
3D PDF

3D

Customer View Model  
ENG\_CVM\_CVM\_41125\_AA\_c-41125-aa.2d\_dxf.zip

English

Customer View Model  
ENG\_CVM\_CVM\_41125\_AA\_c-41125-aa.3d\_igs.zip

English

Customer View Model  
ENG\_CVM\_CVM\_41125\_AA\_c-41125-aa.3d\_stp.zip

English

By downloading the CAD file I accept and agree to the [Terms and Conditions](#) of use.

Product Specifications  
Engineering Report

English

Agency Approvals  
UL Report

English