

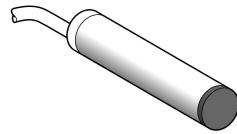


XS1-L/D/M / XS2-D

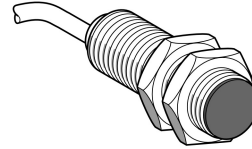


Inductive proximity sensors
 Détecteurs de proximité inductifs
 Induktive Näherungsschalter
 Detectores de proximidad inductivos
 Interruttori di prossimità induttivi
 Detectores de proximidade indutivos

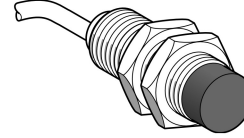
XS1-L



XS1-D/M



XS2-D



UL Listing :
 Applicable on proximity switches bearing the UL Listing mark only.
 Enclosure : Type 1

Overcurrent protection *

Conductor size	Maximum	
AWG	mm ²	Ampere rating
22	0.34	3
27	0.11	1

* Required on AC products

IEC947-5-2



UL LISTED
 8L08
 IND. CONT. EQ.

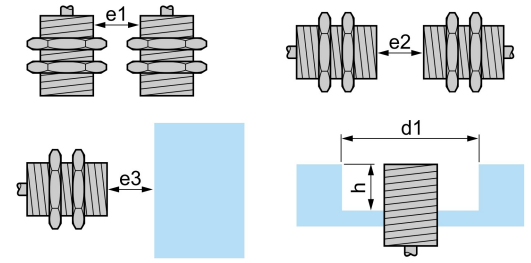
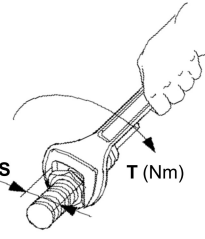
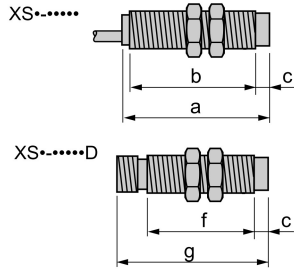
⚠ DANGER / PELIGRO / DANGER

HAZARDOUS VOLTAGE
 Disconnect all power before servicing equipment. Electric shock will result in death or serious injury.

TENSION PELIGROSA
 Desenergice el equipo antes de realizarle servicio. Una descarga eléctrica podrá causar la muerte o lesiones serias.

TENSION DANGEREUSE
 Couper l'alimentation avant de travailler sur cet appareil. Une électrocution entraînera la mort ou des blessures graves.

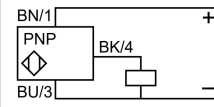
Mechanical installation
 Mise en œuvre mécanique
Mechanische Installation
 Instalación mecánica
 Messa in opera meccanica
 Instalação mecânica



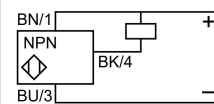
(mm)	Sn	a	b	c	g	f	S	T (Nm)	e1 ≥	e2 ≥	e3 ≥	d1 ≥	h ≥	
	XS1L	1,5	42	0	0	-	-	-	3	18	4,5	8	0	
	XS1D08	1,5	42	40,6	0	61,4	39,6	13	3	18	4,5	8	0	
	XS1D12	2	42,2	40	0	53	39,6	17	4	24	6	12	0	
	XS1D18	5	52,2	49,6	0	64	49,7	24	10	60	15	18	0	
	XS1D30	10	52,2	49,6	0	64	49,7	36	20	120	30	30	0	
	XS1M12	2	59	57,5	0	-	-	17	15	4	24	6	12	0
	XS1M18	5	59	57,5	0	-	-	24	10	60	15	18	0	
	XS1M30	10	59	57,5	0	-	-	36	20	120	30	30	0	
	XS2D12	4	42,2	35,2	5	53	34,6	17	15	16	48	12	36	8
	XS2D18	8	52,2	41,6	8	64	41,7	24	35	32	96	24	54	16
	XS2D30	15	52,2	36,6	13	64	36,7	36	50	60	180	45	90	30

Electrical installation
 Mise en œuvre électrique
Elektrische Installation
 Instalación eléctrica
 Messa in opera elettrica
 Instalação eléctrica

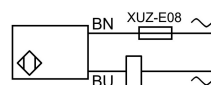
XS1-L/DPA140*, XS2-D**PA140***



XS1-L/DNA140*, XS2-D**NA140***




XS1-MFA264**



Without short circuit protection
 Non protégés contre les courts-circuits
 Ohne Kurzschlußschutz
 No protección corto-circuito
 Non protetto corto-circuito
 Não protegidos contra curto-circuitos

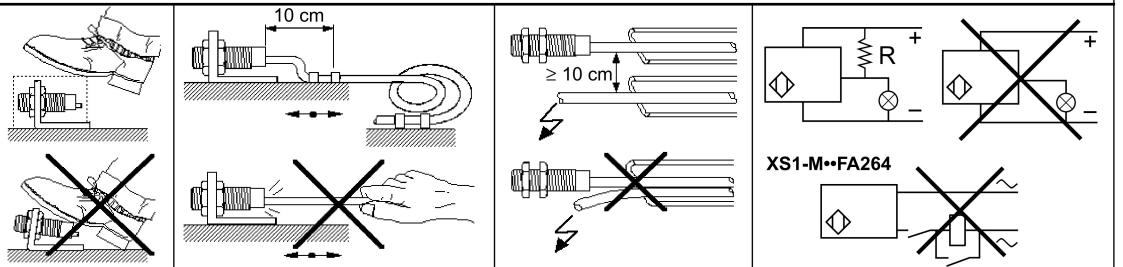
Voltage limits (1)	~ 10...30 V	~ 20...264 V
Load switching capacity (2)	0...100 mA, 0...50 mA (L06/M08)	5...300 mA, 5...200mA (M12)
Voltage drop (3)	≤ 3 V	≤ 7 V (M12), ≤ 4,5 V (M18/30)
Leakage current (4)	-	≤ 1,5 mA
Current consumption (5)	≤ 10 mA	-

- (1) Limite de tension / Betriebsspannung / Límites de tensión / Limiti di tensione / Limites de tensão
- (2) Courant commuté / Schaltstrom / Intensidad conmutada / Corrente commuta / Corrente comutada
- (3) Tension de déchet / Spannungsfall (Ausgang durchgesteuert) / Tensión residual / Caduta di tensione / Tensão de defeito
- (4) Courant résiduel / Reststrom (Ausgang gesperrt) / Intensidad residual / Corrente residual / Corrente residual
- (5) Courant consommé / Leerlaufstrom / Intensidad consumida / Corrente consumata / Corrente consumida



BN	Brown	Brun	Braun	Marrón	Marron	Castanho
BU	Blue	Bleu	Blau	Azul	Blu	Azul
BK	Black	Noir	Schwarz	Negro	Nero	Preto

Installation precautions
 Précautions de mise en œuvre
Vorsicht bei der Inbetriebnahme
 Precaution di installazione
 Precaução de instalação



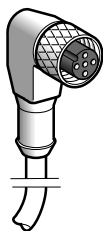
Indication
Signalisation
Funktionsanzeige
Señalización
Segnalazione

XS--L/D/M

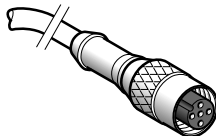


Machine cabling accessories
 Constituants de câblage machine
 Zubehör für Maschinen-Anschlußtechnik
 Contituyentes de conexionado
 Accessori di cablaggio
 Constituintes de cablagem

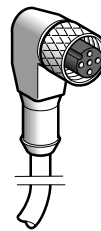
XZ-CP1•40L•



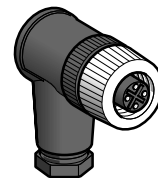
XZ-CP1141L•



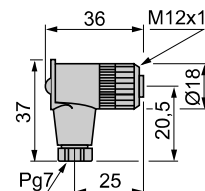
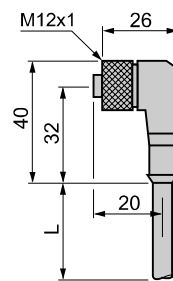
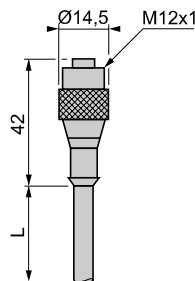
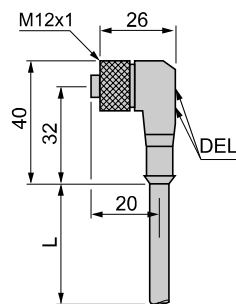
XZ-CP1241L•



XZ-CC12FCM40B

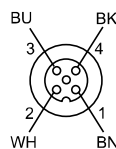
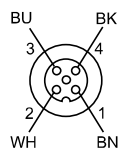
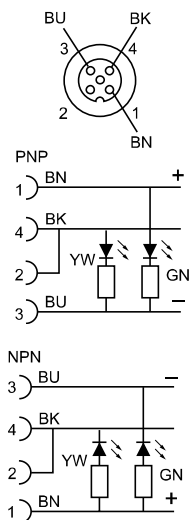


Dimensions
 Encombrements
 Abmessungen
 Dimensiones
 Dimensioni d'ingombro
 Altravancamentos



L = 2 m.	XZ-CP1340L2 (PNP)*	XZ-CP1141L2	XZ-CP1241L2	-
L = 5 m.	XZ-CP1340L5 (PNP)*	XZ-CP1141L5	XZ-CP1241L5	-
7P (Pg7)	-	-	-	XZ-CC12FCM40B
	* (NPN: XZ-CP1440L•)			

Connection schemes
 Schémas de raccordement
 Anschlußpläne
 Esquemas de conexão
 Schemi di collegamento
 Esquemas de ligação



	BN	Brown	Brun	Braun	Marrón	Marron	Castanho
	BU	Blue	Bleu	Blau	Azul	Blu	Azul
	BK	Black	Noir	Schwarz	Negro	Nero	Preto
	Y/G	Green/Yellow	Vert/Jaune	Grün/Gerb	Verde/Amarillo	Verde/Giallo	Verde/Amarelo
	YW	Yellow	Jaune	Gerb	Amarillo	Giallo	Amarelo
GN	Green	Vert	Grün	Verde	Verde	Verde	