




Connectors > Rectangular Connectors > Standard Rectangular Connectors



Connector Product Type: **Housing**

Connector & Housing Type: **Plug, Receptacle**

Termination Method to Wire & Cable: **Crimp**

Connector System: **Wire-to-Wire**

Contact Retention Within Housing: **Without**

Features

Product Type Features

Compatible With Discrete Wire Type	Stranded
Connector Product Type	Housing
Connector & Housing Type	Plug, Receptacle
Connector System	Wire-to-Wire
Sealable	No
Connector & Contact Terminates To	Wire & Cable

Configuration Features

Number of Signal Positions	0
Number of Power Positions	0
Number of Positions	2
Number of Rows	1

Electrical Characteristics

Operating Voltage	600 VAC
-------------------	---------

Body Features



Primary Product Color	Gray
-----------------------	------

Contact Features

Contact Type	Blade
Contact Retention Within Housing	Without

Termination Features

Termination Method to Wire & Cable	Crimp
------------------------------------	-------

Mechanical Attachment

Panel Mount Feature	Without
Connector Mounting Type	Cable Mount (Free-Hanging)

Housing Features

Housing Material	Polycarbonate
Centerline (Pitch)	19.06 mm[.75 in]

Dimensions

Compatible Insulation Diameter Range	18 mm[.7 in]
Connector Width	53.5 mm[2.11 in]
Wire Size	1/0 AWG
Connector Height	25.4 mm[1 in]
Connector Length	78.2 mm[3.08 in]

Usage Conditions

Operating Temperature Range	-20 – 105 °C[-4 – 221 °F]
-----------------------------	---------------------------

Operation/Application

Circuit Application	Power
---------------------	-------

Industry Standards

Compatible With Agency/Standards Products	UL
UL Rating	Recognized
Compatible With Approved Standards Products	UL E28476
Glow Wire Rating	Standard Part - Not Glow Wire
UL Flammability Rating	UL 94V-0

Packaging Features

Packaging Quantity	50
Packaging Method	Bag & Box



Product Compliance

For compliance documentation, visit the product page on TE.com>

EU RoHS Directive 2011/65/EU	Compliant
EU ELV Directive 2000/53/EC	Compliant
China RoHS 2 Directive MIIT Order No 32, 2016	No Restricted Materials Above Threshold
EU REACH Regulation (EC) No. 1907/2006	Current ECHA Candidate List: JAN 2025 (247) Candidate List Declared Against: JAN 2025 (247) Does not contain REACH SVHC
Halogen Content	Low Bromine/Chlorine - Br and Cl < 900 ppm per homogenous material. Also BFR /CFR/PVC Free
Solder Process Capability	Not applicable for solder process capability

Product Compliance Disclaimer

This information is provided based on reasonable inquiry of our suppliers and represents our current actual knowledge based on the information they provided. This information is subject to change. The part numbers that TE has identified as EU RoHS compliant have a maximum concentration of 0.1% by weight in homogenous materials for lead, hexavalent chromium, mercury, PBB, PBDE, DBP, BBP, DEHP, DIBP, and 0.01% for cadmium, or qualify for an exemption to these limits as defined in the Annexes of Directive 2011/65/EU (RoHS2). Finished electrical and electronic equipment products will be CE marked as required by Directive 2011/65/EU. Components may not be CE marked. Additionally, the part numbers that TE has identified as EU ELV compliant have a maximum concentration of 0.1% by weight in homogenous materials for lead, hexavalent chromium, and mercury, and 0.01% for cadmium, or qualify for an exemption to these limits as defined in the Annexes of Directive 2000/53/EC (ELV). Regarding the REACH Regulation, the information TE provides on SVHC in articles for this part number is based on the latest European Chemicals Agency (ECHA) ‘Guidance on requirements for substances in articles’ posted at this URL: <https://echa.europa.eu/guidance-documents/guidance-on-reach>

Compatible Parts



Also in the Series | AMP Power Series - 175




Connector Strain Relief(1)



Rectangular Connector Housings(4)



Rectangular Power Connectors(11)

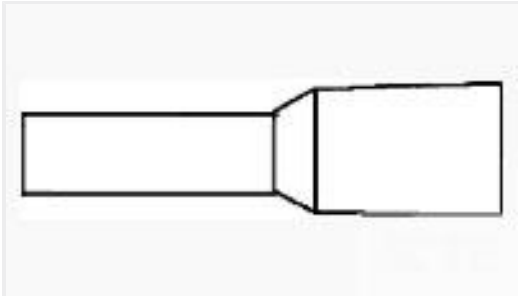


Standard Rectangular Connectors(11)

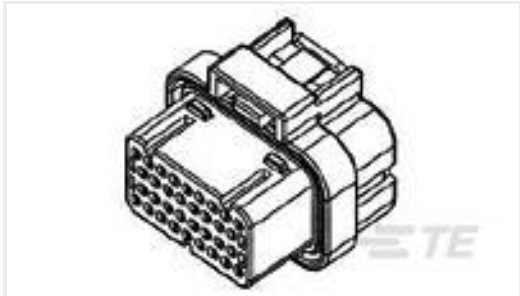
Customers Also Bought



TE Part #DT16-18SA-K004
PLG, 18P, BLK, E, A



TE Part #2-966067-4
FER,WIRE,PL SLV,10.00/8,L12,RED,LP



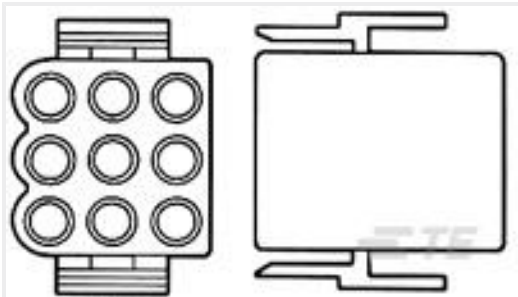
TE Part #3-1437290-7
26POS,SUPERSEAL,REC HSG ASSY, SLD,COD 1



TE Part #FG9026
OMNI,FG,902-928MHZ 915MHz,6dBd



TE Part #DRC20-50P08
HDR, 50P, BLK, ST, AU/NI/CU, 08




TE Part #1-480585-0
09P .140 MNL PLUG NAT



TE Part #1445995-1
CONTACT, 120 PWR PROD,2AWG



TE Part #3-1447221-4
S/S REC CONTACT ASSY, AU, 0.5



TE Part #1761469-1
CONNECTOR ASSY, HIGH CURRENT CARD EDGE,



TE Part #2364698-2
AVH25 FLT SS LK NO LED 16A

Documents

Product Drawings

175A HOUSING SUB-ASSY,GRAY

English

CAD Files

Customer View Model

ENG_CVM_CVM_1604037-4_O.2d_dxf.zip

English

3D PDF



3D

Customer View Model

[ENG_CVM_CVM_1604037-4_O.3d_igs.zip](#)

English

Customer View Model

[ENG_CVM_CVM_1604037-4_O.3d_stp.zip](#)

English

By downloading the CAD file I accept and agree to the [Terms and Conditions](#) of use.

Datasheets & Catalog Pages

[POWER_CONNECTORS_CATALOG_SEC02_CABLE_MOUNTED](#)

English

[2_PIECE_POWER_CONNECTORS_qrg_4-1773458-1](#)

English

Product Specifications

[Application Specification](#)

English

Instruction Sheets

[Instruction Sheet \(U.S.\)](#)

English

Agency Approvals

[Agency Approval Document](#)

English