

*Test and certify the electrical safety of your equipment,  
in compliance with European standards:*



- IEC 60204-1
- IEC 60335-1
- IEC 60439-1
- IEC 60598-1
- IEC 60745
- IEC 60755
- IEC 60950
- IEC 61010-1
- IEC 61029
- IEC 61558-1
- EN 60065
- VDE 701 T1
- VDE 702 T1

- **C.A 6150**  
dielectrical testing and insulation  
resistance measurement

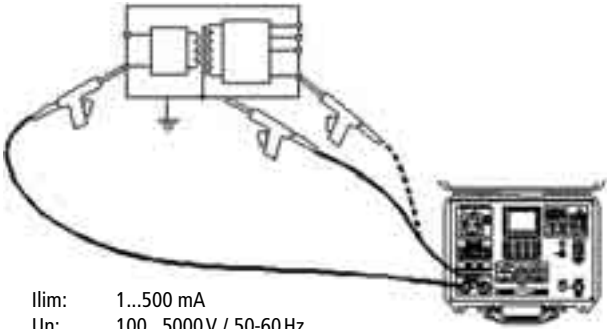
- **C.A 6160**  
a **single instrument** for **all testing**:  
dielectrical testing, voltage drop and continuity  
testing, insulation resistance measurement,  
leakage current measurement, discharge time  
measurement and functional testing.

**Common functions:**

- **AUTOTEST** function for automatic flow of a sequence of measurements.
- **large storage capacity**: 1,600 measurements can be saved.
- **software** for downloading stored data, creating test reports and programming measurement sequences.
- delivered complete with all accessories necessary for measurements.

## C.A 6150 & C.A 6160: PERFORMANCE AND SIMPLICITY

### DIELECTRICAL TESTING

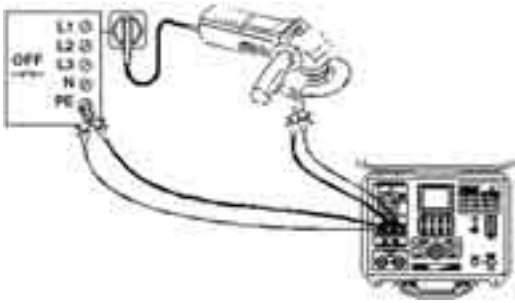


Ilim: 1...500 mA  
 Un: 100...5000V / 50-60Hz  
 Ptransfo: 500VA

#### 2 measurement modes:

- **standard:** setting of Un & Itest/ "short-circuit" mode selection
- **programmed:** (t1, t2, t3, U1, U2) voltage/predefined time diagram

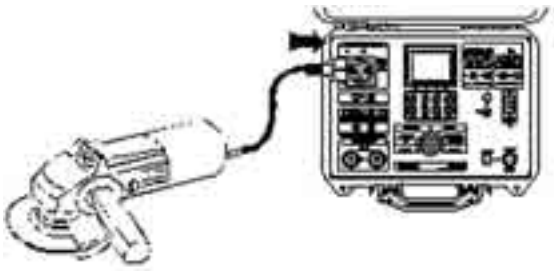
### VOLTAGE DROP & CONTINUITY



**continuity:**  
 R: 0.001...100.0Ω  
 Itest > 0.1 / 0.2 / 10 / 25 A  
 Utest < 12V / 50Hz

**voltage drop:**  
 ΔU: 0.00...100V  
 Itest > 10 A (R: 0...500 mΩ)  
 Utest < 12V / 50Hz

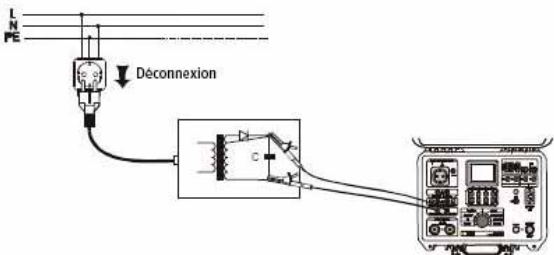
### FUNCTIONAL TEST



#### Available measurement:

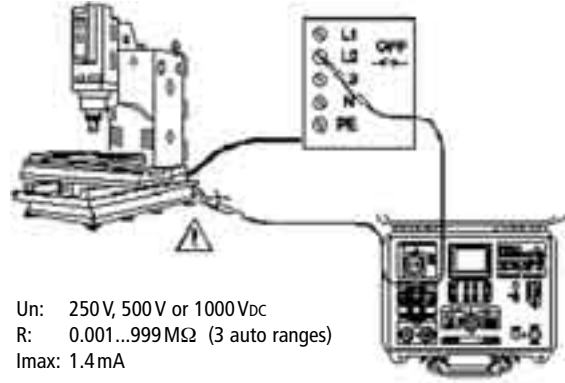
- active and apparent power
- power factor
- voltage, current and frequency

### DISCHARGE TIME



- **external discharge time:** at mains socket level
- **internal discharge time:** at tested equipment component level

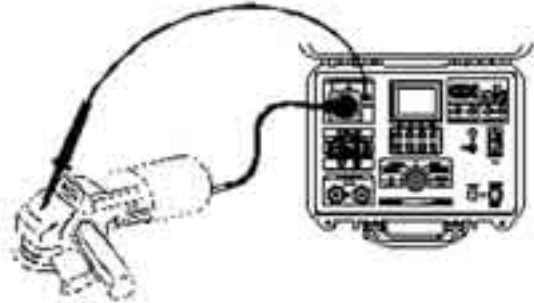
### INSULATION



Un: 250V, 500V or 1000Vdc  
 R: 0.001...999MΩ (3 auto ranges)  
 Imax: 1.4mA

- measurement time programmable up to 10 minutes
- automatic discharge after testing

### LEAKAGE CURRENT MEASUREMENT



- leakage current: 0.00 to 20.0mA
- residual leakage current: 0.00 to 20.0mA
- contact current: 0.00 to 2.00mA



## PC SOFTWARE (OPTIONAL)



Time	Dev	Mem	Description	Result 1	Result 2	Result 3	Result 4	Result 5
18.05.00 : 13:21:45	1	0	Leakage current	I: 0.05mA				
18.05.00 : 13:21:54	1	1	Leakage current	I: 0.05mA				
18.05.00 : 13:22:00	2	0	Riso 500V	R: 1.0070hm	U: 144			
18.05.00 : 13:22:09	2	1	Riso 500V	R: 1.0070hm	U: 144			
18.05.00 : 13:22:21	3	0	Leakage current	I: 0.13mA				
18.05.00 : 13:22:27	3	1	Leakage current	I: 0.13mA				
22.05.00 : 11:48:23	4	0	Cont. Current/Rmax	R: 0.0340hm	I: 11.34			
22.05.00 : 11:48:24	4	1	Cont. Current/Rmax	R: 0.0320hm	I: 11.07			
22.05.00 : 11:49:35	5	0	With. High voltage	I: 0.3mA	U: 1.03			
22.05.00 : 11:49:43	5	1	With. High voltage	I: 0.2mA	U: 1.03			
22.05.00 : 11:49:50	5	2	With. High voltage	I: 0.3mA	U: 1.03			

- **Download** (manually or automatically) the data stored in the tester.

- **Create** printable measurement reports.

Command	Description
1. Insulation 250V	RL:1.00 E:10
2. Withstanding High Voltage	U:1.00 I:1.0 E:5 Char:Res
3. Insulation 500V	RL:1.00 E:10
4. Withstanding Programmed HV	U:11.000 I:2.3700 t:1.10 t2:10 t3:10 I:1.0 Ch
5. Pause	Wait for key
6. Insulation 1000V	RL:1.00 E:10
7. Release	End sequence
8. Withstanding High Voltage	U:1.00 I:1.0 E:5 Char:Res
9. Insulation 500V	RL:1.00 E:10
10. Insulation 500V	RL:1.00 E:10
11. Insulation 1000V	RL:1.00 E:10
12. Wait for external input	
13. Discharging time internal	
14. Pause	
15. Bar Code Reader	
16. Message	
17. Sound signal	
18. Wait for external input	
19. Program settings	

```

AUTOTEST example 1
01/15 BAR CODE
02/15 PAUSE
03/15 INSUL. (1000)
04/15 MESSAGE
05/15 VOLTAGE DROP
06/15 PAUSE
07/15 PROG. HI. VOLT.
08/15 MESSAGE
09/05 CONTINUITY
↑ next page page:1/2
Exit
    
```

- **Programme** AUTOTEST sequences, procedures that may contain up to 30 commands (measurements, messages...).
- A sequence may be programmed by the user, per type of tested equipment or tested standard.

- These sequences will then be downloaded in the tester.

## General features:

- Mains voltage: 230V/50-60Hz
- Maximum power: 500VA
- Permanently backlit LCD matrice screen
- RS232 Interface
- Remote control signals: ON/OFF, RECORD
- Connector for connection with EAN13 type bar code reader
- Comply with EN 61010-1 and EN 61326 standards
- Overvoltage category: Cat .III 300V, Cat. II 600V
- Degree of pollution: 2 – Protection class: I
- Protection factor (closed): IP 50
- Dimensions: 410 x 175 x 370 mm
- Weight: 13.5 kg (C.A 6160) or 12.5 kg (C.A 6150)

## OPTIONAL ACCESSORIES

PC software .....	P01.1019.96
Remote control pedal .....	P01.1019.16
Signal lamps (green/red) .....	P01.1019.17

## TO ORDER

### C.A 6150

Dielectrometer/megohmmeter (EURO)	P01.1457.01
Dielectrometer/megohmmeter (GB)	P01.1457.01A

Delivered with carrying bag containing:

- 1 mains cable (EURO or GB)
- 2 pistol-grip dielectrical testers with 2 metre-long wire
- 2 insulation test wires, 3 metres long (1 red, 1 black)
- 2 alligator clamps (1 red, 1 black)
- 2 test probes (1 red, 1 black)
- 5 instruction manuals (5 languages)

### C.A 6160

Equipment tester (EURO)	P01.1458.01
Equipment tester (GB)	P01.1458.01A

Delivered with carrying bag containing:

- 1 mains cable (EURO or GB)
- 2 pistol-grip dielectrical testers with 2 metre-long wire
- 2 insulation test wires, 3 metres long (1 red, 1 black)
- 4 alligator clamps (2 red, 2 black)
- 2 test probes (1 red, 1 black)
- 4 continuity test cables, 2.5 metres long (2 red, 2 black)
- 1 discharge time cable (EURO or GB)
- 5 instruction manuals (5 languages)



Remote control pedal

Signal lamps

**FRANCE**  
Chauvin Arnoux  
190, rue Championnet  
75876 PARIS Cedex 18  
Tel: +33 1 44 85 44 86  
Fax: +33 1 46 27 95 59  
export@chauvin-arnoux.fr  
www.chauvin-arnoux.fr

**UNITED KINGDOM**  
Chauvin Arnoux Ltd  
Waldeck House -Waldeck Road  
MAIDENHEAD SL6 8BR  
Tel: +44 1628 788 888  
Fax: +44 1628 628 099  
info@chauvin-arnoux.co.uk  
www.chauvin-arnoux.co.uk

**MIDDLE EAST**  
Chauvin Arnoux Middle East  
P.O. BOX 60-154  
1241 2020 JAL EL DIB (Beirut) - LEBANON  
Tel: +961 1 890 425  
Fax: +961 1 890 424  
camie@chauvin-arnoux.com  
www.chauvin-arnoux.com

 **CHAUVIN  
ARNOUX**  
GROUP