



Connectors > RF Connectors > RF Terminators



Impedance: 50 Ω

Features

Configuration Features

Number of Positions	1
---------------------	---

Electrical Characteristics

Impedance	50 Ω
-----------	------

Body Features

Body Plating Material	Nickel
Body Material	Brass

Contact Features

RF Connector Center Contact Material	Brass
RF Connector Center Contact Plating Material	Gold (Au)

Mechanical Attachment

Component Retention Feature	Tether
-----------------------------	--------

Housing Features

Body Orientation	Straight
------------------	----------

Usage Conditions

Insulation Option	Uninsulated
-------------------	-------------

Operation/Application

Circuit Application	Signal
---------------------	--------

Packaging Features



Packaging Method	Loose Piece
Packaging Quantity	100

Other

Grade	Commercial
Dielectric Material	Polyethylene

Product Compliance

For compliance documentation, visit the product page on [TE.com](#)>

EU RoHS Directive 2011/65/EU	Compliant with Exemptions
EU ELV Directive 2000/53/EC	Compliant with Exemptions
China RoHS 2 Directive MIIT Order No 32, 2016	Restricted Materials Above Threshold
EU REACH Regulation (EC) No. 1907/2006	Current ECHA Candidate List: JAN 2025 (247) Candidate List Declared Against: JUN 2016 (169) SVHC > Threshold: Not Yet Reviewed
Halogen Content	Not Yet Reviewed for halogen content
Solder Process Capability	Not applicable for solder process capability

Product Compliance Disclaimer

This information is provided based on reasonable inquiry of our suppliers and represents our current actual knowledge based on the information they provided. This information is subject to change. The part numbers that TE has identified as EU RoHS compliant have a maximum concentration of 0.1% by weight in homogenous materials for lead, hexavalent chromium, mercury, PBB, PBDE, DBP, BBP, DEHP, DIBP, and 0.01% for cadmium, or qualify for an exemption to these limits as defined in the Annexes of Directive 2011/65/EU (RoHS2). Finished electrical and electronic equipment products will be CE marked as required by Directive 2011/65/EU. Components may not be CE marked. Additionally, the part numbers that TE has identified as EU ELV compliant have a maximum concentration of 0.1% by weight in homogenous materials for lead, hexavalent chromium, and mercury, and 0.01% for cadmium, or qualify for an exemption to these limits as defined in the Annexes of Directive 2000/53/EC (ELV). Regarding the REACH Regulations, TE’s information on SVHC in articles for this part number is still based on the European Chemical Agency (ECHA) ‘Guidance on requirements for substances in articles’(Version: 2, April 2011), applying the 0.1% weight on weight concentration threshold at the finished product level. TE is aware of the European Court of Justice ruling of September 10th, 2015 also known as O5A (Once An Article Always An Article) stating that, in case of ‘complex object’, the threshold for a SVHC must be applied to both the product as a whole and simultaneously to each of the articles forming part of its composition. TE has evaluated this ruling based on the new ECHA “Guidance on requirements for substances in articles” (June 2017, version 4.0) and will be updating its statements accordingly.

Customers Also Bought



TE Part #1658043-1
MSB0.80RC-ASY040FL,-,F,-TY



TE Part #6450372-1
MBXL R/A RCPT 3ACP+6P+24S



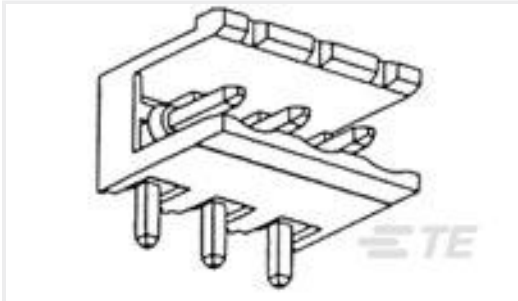
TE Part #5822134-4
80 ME .050 L/P M/L PB-FREE



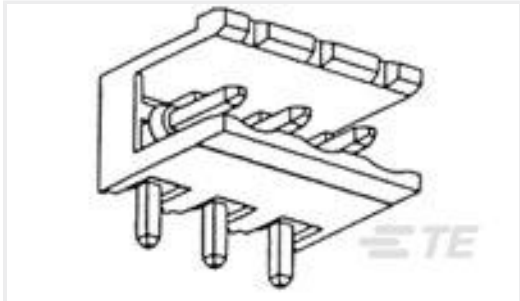
TE Part #293652-2
NECTOR S PCB CONN. ASSY. 90 DEG OUTLET



TE Part #3-178137-3
DYNAMIC D3100 HDR H 6P ASSY



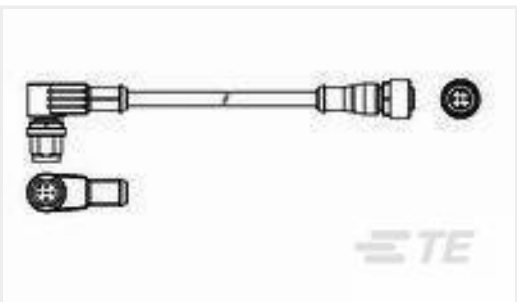
TE Part #1-282812-2
TERMI-BLOK HEADER,ASSY 12P.5



TE Part #1-282812-0
TERMI-BLOK HEADER,ASSY 10P.5



TE Part #6489162-1
CONN SEC II 31 POS 100C/L



TE Part #2273120-4
M12 angled plug to M12 strgt socket AA



TE Part #1735690-1
SAS RECEPT, VERTICAL, EXT HT, PRESS-FIT

Documents

CAD Files

3D PDF

3D

Customer View Model

ENG_CVM_CVM_1-221629-6_AW.2d_dxf.zip

English

Customer View Model

ENG_CVM_CVM_1-221629-6_AW.3d_igs.zip

English

Customer View Model

ENG_CVM_CVM_1-221629-6_AW.3d_stp.zip

English

By downloading the CAD file I accept and agree to the [Terms and Conditions](#) of use.

Datasheets & Catalog Pages

BNC Connectors

English