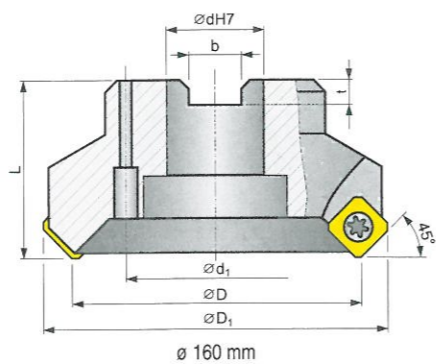
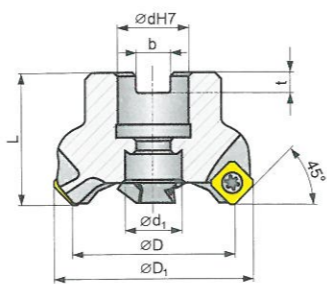


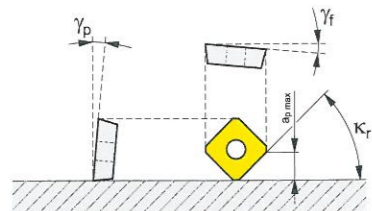
S45SE09F

POSITIVE - PLANFRÄSER HIGH POSITIVE FACE MILLING CUTTERS



Z* - Anzahl Zähne / Number of teeth

γ_p	+20°	κ_r	45°
γ_f	-5°	$a_{p \max}$	4,5 mm

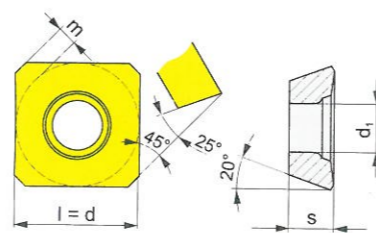


Abmessungen [mm] / Dimensions [mm].

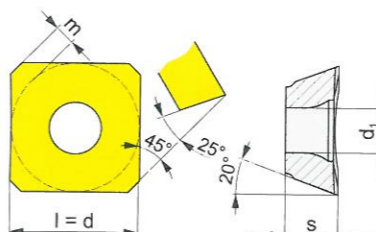
ISO	Sortiment/Assortment	Abmessungen/Dimensions								Kühlung Cooling	[kg]
		D	dH7	d ₁	L	D ₁	b	t	Z*		
32A04R-S45SE09F-C	○	32	16	14	40	42,0	8,4	6,4	4	+	0,23
40A04R-S45SE09F-C	●	40	16	14	40	53,2	8,4	6,4	4	+	0,34
50A05R-S45SE09F-C	●	50	22	18	40	59,6	10,4	6,4	5	+	0,38
63A05R-S45SE09F-C	■	63	22	18	40	75,8	10,4	6,4	5	+	0,54
63A06R-S45SE09F-C	●	63	22	18	40	75,8	10,4	6,4	6	+	0,56
80A06R-S45SE09F-C	■	80	27	38	50	89,6	12,4	7,0	6	+	1,00
80A08R-S45SE09F-C	●	80	27	38	50	89,6	12,4	7,0	8	+	1,10
100A08R-S45SE09F-C	■	100	32	45	50	110,0	14,4	8,0	8	+	1,38
100A10R-S45SE09F-C	●	100	32	45	50	110,0	14,4	8,0	10	+	1,53
125A09R-S45SE09F-C	■	125	40	60	63	134,5	16,4	9,0	9	+	2,73
125A12R-S45SE09F-C	●	125	40	60	63	134,5	16,4	9,0	12	+	3,12
160C10R-S45SE09F	■	160	40	66,7	63	169,6	16,4	9,0	10		4,73
160C14R-S45SE09F	○	160	40	66,7	63	169,6	16,4	9,0	14		5,10

S45SE09F

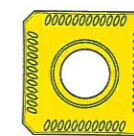
POSITIVE - PLANFRÄSER INSERTS FOR HIGH POSITIVE FACE MILLS




SEMT



SEET



SEMT AFSN



SEET AFEN

WENDESCHEIDPLATTEN (WSP) / INDEXABLE CUTTING INSERTS

ISO	Materialien / Grades					Abmessungen / Dimensions				
	M9325	M9340	8215	8230	8240	l	d	s	d ₁	m
SEMT 09T3AFSN	●	●	●	●	●	9,525	9,525	3,97	3,50	1,212
SEET 09T3AFEN	■	■	■	■	■	9,525	9,525	3,97	3,50	1,212

ERSATZTEILE / SPARE PARTS

*) Empfohlene Torxschraube - siehe Seite / For screw torques see pages: 318 - 321.

Ø Fräser Ø Cutter	Spannschraube* Clamping screw*	Schraubendreher Screwdriver	Schraube für Messerkopf Screw for taper clamping
32 - 40	US 3007-T09P	SDR T09P	HS 0830C
50 - 63	US 3007-T09P	SDR T09P	HS 1030C
80 - 160	US 3007-T09P	SDR T09P	