

## 3 Port SuperSpeed USB 3.0 Hub with 1x Gigabit Ethernet Port

ST3300U3S



\*actual product may vary from photos

DE: Bedienungsanleitung - [de.startech.com](http://de.startech.com)

FR: Guide de l'utilisateur - [fr.startech.com](http://fr.startech.com)

ES: Guía del usuario - [es.startech.com](http://es.startech.com)

IT: Guida per l'uso - [it.startech.com](http://it.startech.com)

NL: Gebruiksaanwijzing - [nl.startech.com](http://nl.startech.com)

PT: Guia do usuário - [pt.startech.com](http://pt.startech.com)

For the most up-to-date information, please visit: [www.startech.com](http://www.startech.com)

## FCC Compliance Statement

This equipment has been tested and found to comply with the limits for a Class B digital device, pursuant to part 15 of the FCC Rules. These limits are designed to provide reasonable protection against harmful interference in a residential installation. This equipment generates, uses and can radiate radio frequency energy and, if not installed and used in accordance with the instructions, may cause harmful interference to radio communications. However, there is no guarantee that interference will not occur in a particular installation. If this equipment does cause harmful interference to radio or television reception, which can be determined by turning the equipment off and on, the user is encouraged to try to correct the interference by one or more of the following measures:

- Reorient or relocate the receiving antenna.
- Increase the separation between the equipment and receiver.
- Connect the equipment into an outlet on a circuit different from that to which the receiver is connected.
- Consult the dealer or an experienced radio/TV technician for help.

## Use of Trademarks, Registered Trademarks, and other Protected Names and Symbols

This manual may make reference to trademarks, registered trademarks, and other protected names and/or symbols of third-party companies not related in any way to StarTech.com. Where they occur these references are for illustrative purposes only and do not represent an endorsement of a product or service by StarTech.com, or an endorsement of the product(s) to which this manual applies by the third-party company in question. Regardless of any direct acknowledgement elsewhere in the body of this document, StarTech.com hereby acknowledges that all trademarks, registered trademarks, service marks, and other protected names and/or symbols contained in this manual and related documents are the property of their respective holders.

# Table of Contents

<b>Introduction</b> .....	<b>1</b>
Packaging Contents .....	1
System Requirements.....	1
<b>Installation</b> .....	<b>3</b>
Driver Installation.....	3
Verifying Installation.....	4
<b>Specifications</b> .....	<b>5</b>
<b>Technical Support</b> .....	<b>6</b>
<b>Warranty Information</b> .....	<b>6</b>

# Introduction

The ST3300U3S SuperSpeed USB 3.0 Hub with Gigabit Ethernet adapter allows you to add 3 additional USB 3.0 ports and a RJ45 Gigabit Ethernet port through a single SuperSpeed USB 3.0 connection to the host computer system.

With Gigabit Ethernet NIC support, connect to your home or office network at full bandwidth, with support for 10/100/1000Mbps networks, unlike USB 2.0 adapters.

Backwards compatible with USB 2.0 and USB 1.x standards, this USB 3.0 Hub with Gigabit Ethernet will still support older USB devices and can also be used in an older system that does not have USB 3.0 ports (speed limited by USB bus).

With the capability to mix and match USB 3.0/2.0/1.x devices and be used with or without the included external power adapter, this hub offers the best of versatility and portability.

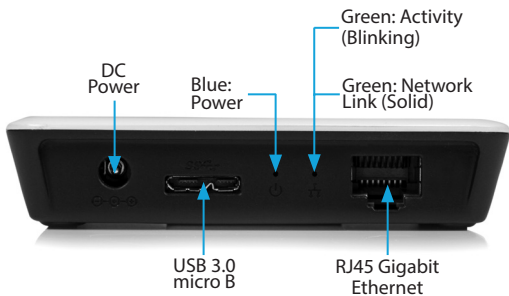
Backed by a StarTech.com 2-year warranty and free lifetime technical support.

## Packaging Contents

- 1x USB 3.0 Hub
- 1x Micro USB 3.0 Cable
- 1x Universal Power Adapter
- 3x Power Adapter Plug (NA/ UK/ EU)
- 1x Driver CD
- 1x Instruction Manual

## System Requirements

- Computer system with an available USB port
- Microsoft® Windows® XP (32/64-bit)/Server 2003 (32/64-bit)/Vista (32/64-bit)/Server 2008 R2/7 (32/64-bit)/8 (32/64-bit), or Mac OS X® (up to 10.8), or Linux® kernel 2.6.25~ 3.5.0
- Available AC power outlet (optional)



# Installation

1. Connect the included power adapter to the USB hub. The power LED should light up solid.

**NOTE:** Supplying external power is optional, however to ensure each USB port is fully powered, connecting external power is recommended.

2. Connect an Ethernet cable into the RJ45 port on the USB Hub. Connect the other end into your router, switch, or other networking device.
3. Connect the supplied USB cable from the USB hub (Micro B port) to a USB port on the host computer system.  
**NOTE:** If connected to a USB 2.0 host port, the hub will only operate at USB 2.0 speeds.
4. The host computer's operating system should detect the hub immediately and automatically install the USB drivers.
5. Once installation is complete, USB 1.x/2.0/3.0 devices should be able to be connected to the hub and recognized.

## Driver Installation

**NOTE:** The drivers for the USB Hub will be automatically installed by the host computer's operating system. Only the driver for the Ethernet port needs to be installed.

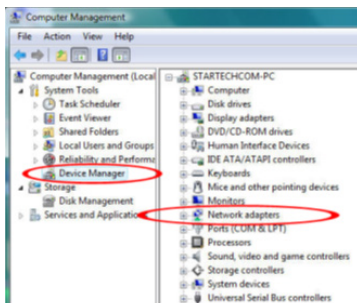
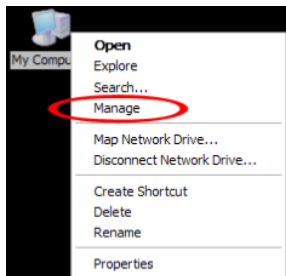
### Windows

1. Insert the provided CD into your CD-ROM drive.
2. At the Windows desktop click Start, then Run.
3. Type D:\LAN\AX88179\Windows\AX88179\_Setup.exe, then click OK. (Change D: to match your CD-ROM drive letter)
4. Follow the instructions on screen to install the driver.

# Verifying Installation

## Windows

1. From the main desktop, right-click on “My Computer” (“Computer” in Vista/7/8), then select Manage. In the new Computer Management window, select Device Manager from the left window panel.



2. Under the “Network adapters” heading, there should be a new listing for “ASIX AX88179 USB 3.0 to Gigabit Ethernet Adapter.”
3. Under the “Universal Serial Bus controllers” heading, there should be new listings for the USB hub.

# Specifications

<b>Bus Interface</b>	USB 3.0
<b>Number of Ports</b>	3 x USB 3.0 1 x Gigabit Ethernet
<b>Chipset ID</b>	ASIX AX88179 + VIA VL811
<b>Connectors</b>	3 x USB 3.0 type A female 1 x USB 3.0 type micro B female 1 x RJ45 Ethernet female 1 x DC Power
<b>LEDs</b>	1 x Blue: Power 1 x Green: Network Link (solid) / Activity (blinking)
<b>Maximum Data Transfer Rate</b>	5Gbps (USB 3.0) 1Gbps (Ethernet)
<b>Enclosure Material</b>	Plastic
<b>Power Adapter</b>	5v DC, 2000mA, type M plug, center tip positive
<b>Operating Temperature</b>	0°C ~ 50°C (32°F ~ 122°F)
<b>Storage Temperature</b>	-20°C ~ 60°C (-4°F ~ 140°F)
<b>Humidity</b>	5% ~ 85% RH
<b>Dimensions (LxWxH)</b>	75mm x 55mm x 15mm
<b>Weight</b>	75g
<b>Compatible Operating Systems</b>	Windows XP(32/64-bit)/ Vista(32/64-bit)/ Server 2003(32/64-bit)/ 7(32/64-bit)/ 8(32/64-bit)/ Server 2008 R2, Mac OS (tested up to 10.8), Linux kernel 2.6.25~ 3.5.0



# Technical Support

StarTech.com's lifetime technical support is an integral part of our commitment to provide industry-leading solutions. If you ever need help with your product, visit [www.startech.com/support](http://www.startech.com/support) and access our comprehensive selection of online tools, documentation, and downloads.

For the latest drivers/software, please visit [www.startech.com/downloads](http://www.startech.com/downloads)

## Warranty Information

This product is backed by a two year warranty.

In addition, StarTech.com warrants its products against defects in materials and workmanship for the periods noted, following the initial date of purchase. During this period, the products may be returned for repair, or replacement with equivalent products at our discretion. The warranty covers parts and labor costs only. StarTech.com does not warrant its products from defects or damages arising from misuse, abuse, alteration, or normal wear and tear.

### Limitation of Liability

In no event shall the liability of StarTech.com Ltd. and StarTech.com USA LLP (or their officers, directors, employees or agents) for any damages (whether direct or indirect, special, punitive, incidental, consequential, or otherwise), loss of profits, loss of business, or any pecuniary loss, arising out of or related to the use of the product exceed the actual price paid for the product. Some states do not allow the exclusion or limitation of incidental or consequential damages. If such laws apply, the limitations or exclusions contained in this statement may not apply to you.

Hard-to-find made easy. At StarTech.com, that isn't a slogan. It's a promise.

StarTech.com is your one-stop source for every connectivity part you need. From the latest technology to legacy products — and all the parts that bridge the old and new — we can help you find the parts that connect your solutions.

We make it easy to locate the parts, and we quickly deliver them wherever they need to go. Just talk to one of our tech advisors or visit our website. You'll be connected to the products you need in no time.

Visit [www.startech.com](http://www.startech.com) for complete information on all StarTech.com products and to access exclusive resources and time-saving tools.

*StarTech.com is an ISO 9001 Registered manufacturer of connectivity and technology parts. StarTech.com was founded in 1985 and has operations in the United States, Canada, the United Kingdom and Taiwan servicing a worldwide market.*