SYMBOL DEFINITION	MISSING NUMBERS	
A DIMENSION WITHOUT AN INSPECTION REPORT SYMBOL [ ] DOES NOT REQUIRE INSPECTION. IT MAY BE CONTROLLED ON AN INDIVIDUAL COMPONENT DRAWING.	TOTAL NO. OF SYMBOLS ON DRAWING	17
	LAST NO. USED	20

DWG STATUS DATE	STG	REV	N/P	CHG	ZONE	REVISION HISTORY	AUTH	DR	APVD	APVD 1	APVD 2
18JN99	R	01	-	-		12048159, 12124977 - WAS SEPARATE DWG	193562	AAS	AUG	AUG	CG
11NO02	R	02	-	-		12048159 - UPDATED PDM ATTRIBUTES	234537	KPG	RVP	RC	RC
04FE03	R	03	-	-		UPDATED PDM ATTRIBUTES	236503	KGP	KGP	RC	
24MR03	R	04	-	-		UPDATED PDM ATTRIBUTES	238820	DRB	DRB	RC	

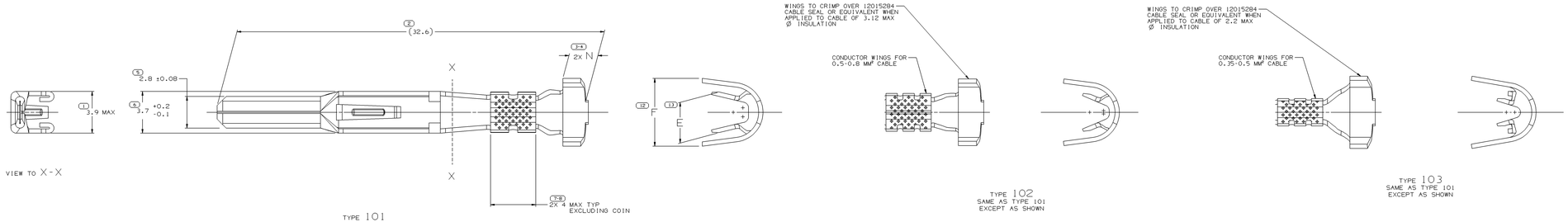

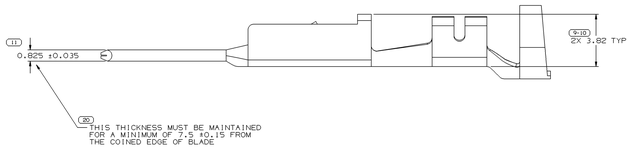

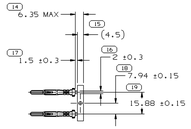

CARRIER STRIP VIEW
SCALE 1:1

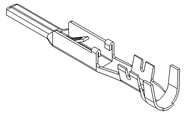

VIEW SCALE DOES NOT REFLECT ACTUAL PART SIZE

NOTES

1. UNLESS OTHERWISE SPECIFIED AND/OR INDICATED: DIMENSIONS ARE TO FACE OF VIEW SHOWN AND AUTOMATICALLY ROUNDED BY COMPUTER FOR INSPECTION. (SEE MATH MODEL FOR PRECISE DIMENSIONS.) FOR ALL OTHER DIMENSIONS NOT SHOWN BUT REQUIRED FOR TOOL BUILD, SEE MATH MODEL FOR PRECISE TOOL PATH DATA.

2. MATING TERMINAL 12077411, 12015054 OR EQUIVALENT.

12124977	R	A	-		P3607336	0.381 X 42.47	2-3	13	2.45-3.8	101	I	4	6.4	2	
12124977	R	A6	-		P3607336	0.381 X 42.47	0.35-0.5	21	1.3-2.2	103	II	6 and 6.4		2	
12048254	R	D	-		P3607336	0.381 X 42.47	3	12	3.49-3.65	101		4.6	6	2	
12048159	R	B12	-		P3607336	0.381 X 42.47	0.5-0.8	19	2.03-3.12	102	I	3.2	5.9	2	
12040559	R	E	-	OBSOLETE	P3607336	0.381 X 42.47	1-2	15	3.13-3.97	101	I	3.6	6	2	
PART NO	STG	REV	N/P	STATUS	SPEC	SIZE	SIZE MM²	ID	Ø	TYPE	WING CONST	E	F	N	
					MATERIAL		CABLE								

DRAWING NUMBER							
12089387							
SIZE	SCALE	FRAME NO	SHEET NO	STG	REV	N/P	
A1x3	10:1	2 OF 2	1 OF 1	R	04	-	

DWG TYPE	PART DRAWING
STYLE	
VOLUME CONT	SYSTEM CODE
ROUTING 6900	

UNLESS OTHERWISE SPECIFIED

THIS DOCUMENT IS IN ACCORDANCE WITH ASME Y14.5M-1994 UNLESS OTHERWISE SPECIFIED. DIMENSIONS AND TOLERANCING ACCORDING TO ISO. ALL GEOMETRIC TOLERANCES AND RELATED SYSTEMS APPLY UPON DIMENSIONS WITH ISO TOLERANCES. ALL DIMENSIONS AND TOLERANCES ARE TO BE DETERMINED BY INSPECTION OR LOCATION TOLERANCES. ALL DIMENSIONS AND TOLERANCES ARE TO BE MEASURED REGARDLESS OF DATUM REFERENCE.
ALL DIMENSIONS ARE IN MILLIMETERS

REFERENCE

(S) PROCESS SENSITIVE DIMENSION

DIMENSIONS ENCLOSED IN ( ) INDICATE REFERENCE DIMENSIONS AND NO TOLERANCE IS APPLIED TO THOSE.

DIMENSIONAL RANGE (MM)	CHART ID
0 TO 12	0-12
12 TO 2	>12

TOLERANCE UNLESS OTHERWISE SPECIFIED
LINEAR ±0.15
ANGULAR TOLERANCE ±2°

THIRD ANGLE PROJECTION

DO NOT SCALE

USE MATH DATA

DELPHI

DELPHI PACKARD ELECTRIC SYSTEMS
WARREN,OH

		DATE
DR		
APVD1	A. ARIZATE	18JN99
APVD2	A. UGALDE 0	30JN99
APVD3		
APVD4		
APVD5		

SUBSTANCES OF CONCERN AND RECYCLED CONTENT PER DELPHI (DP4900)

MATERIAL: SEE CHART

DRAWING NAME: TAXI TERM M/P 280

DRAWING NUMBER							
12089387							
SIZE	SCALE	FRAME NO	SHEET NO	STG	REV	N/P	
A1x3	10:1	1 OF 2	1 OF 1	R	04	-	

12089387