



ENGLISH

## Manual

# IP67 Inspection DVR Torch

RS Stock number **877-3396**



**Inspection Camera that can capture video and stills  
& also act as a torch with signal and SOS features.**

### Key Features:

Support Camera

Support Shooting Video

Support FLASHLIGHT(5 modes, Dim-Medium-Strong-Blinking-SOS)

Video Resolution: Max. 1280x720 pixels

Image Resolution: Max. 2592x1944 pixels

1.5" TFT LCD resolution 480x240 pixels

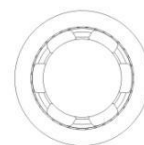
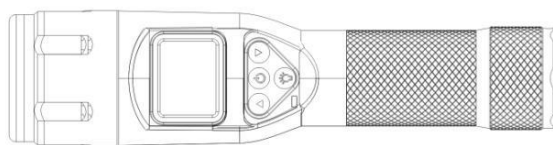
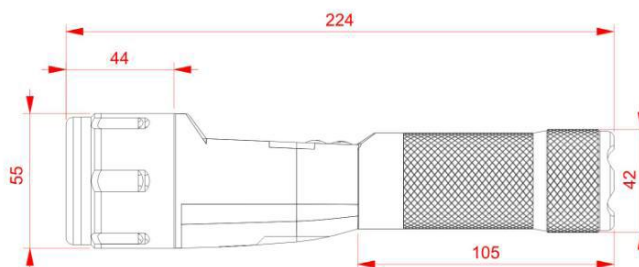
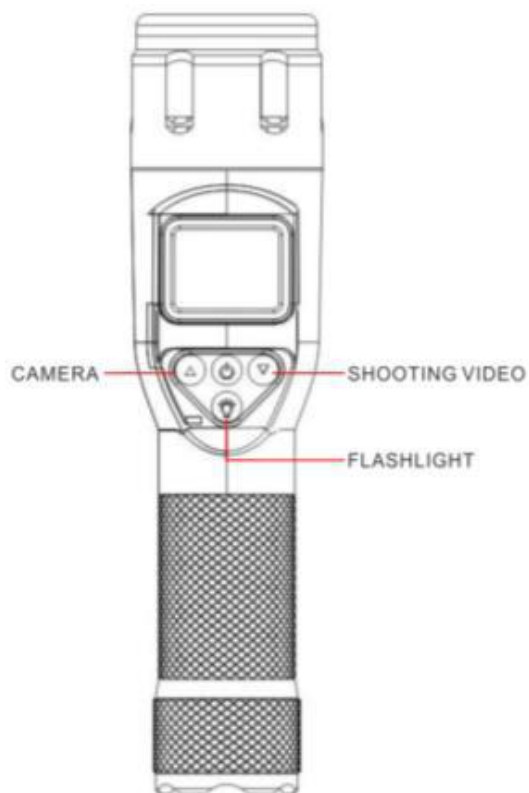
Support microSDHC card (class 4 or above) (max. 32GB)

Powered by embedded rechargeable Li-ion Battery 3.7 V / 4400 mAh

Super bright LEDx3 PCS

The whole unit is waterproof IP67 rated.








ENGLISH

### Shooting Video Indicator:

Push  button to start shooting video.  
RED DOT show up to indicate shooting video.



Push  button again to stop shooting video.

### Transferring recorded videos and pictures to computer:

Twist the front cap anticlockwise, after a couple of turns you can reach the mini USB port.  
Use the enclosed USB-mini cable to link the device and PC.  
Turn on the device to transfer data to the PC.  
**(The device is now acting as a remote USB DEVICE.)**

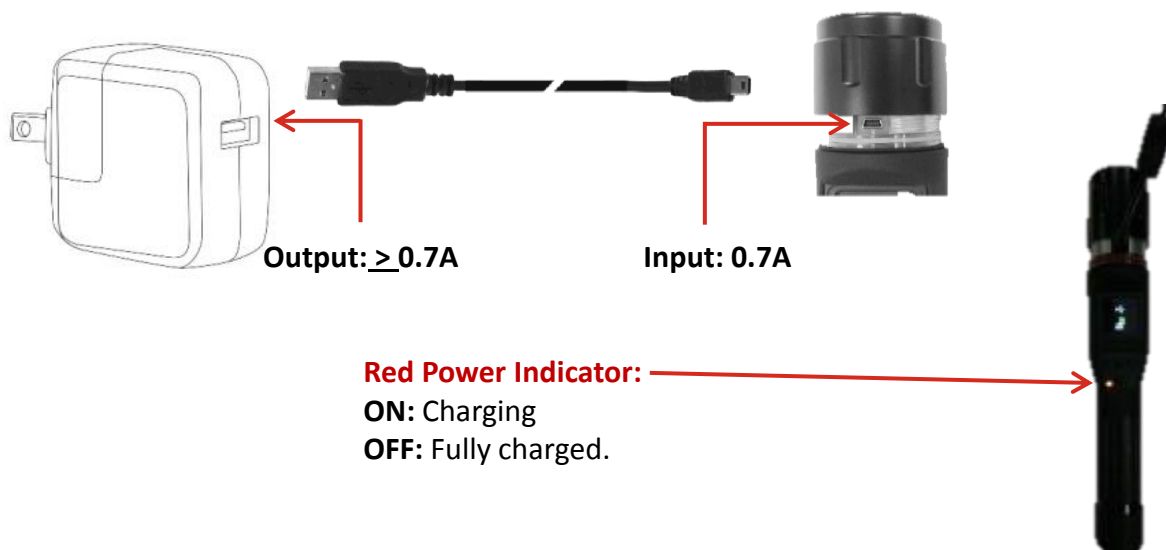


### Charge Battery:

**First, make sure video isn't being recorded.**

The device cannot be operated while charging.

Using enclosed USB-mini USB Cable and WALL CHARGER(not included) to charge the device.  
(Taking about 8 hours for fully charge)



**ENGLISH****Warning:**

If you remove the battery replace it within 10 minutes, data will reset to defaults after this.

**Battery Running Time:**

STATUS	RUNNING TIME (Flashlight Only)	Flashlight with LCD Screen On
DIM (10%)	8 hours and 20 mins	6 hours and 40 mins
MEDIUM (30%)	4 hours and 10 mins	3 hours and 30 mins
STRONG (100%)	3 hours and 20 mins	3 hours
Flash	15 hours	10 hours
SOS	20 hours	13 hours

**SD CARD RUNNING TIME(Approx.):**

SD CARD SIZE	RECORDING TIME	
	VGA ( 640 X 480)	HD ( 1280 X 720)
4GB	80 mins	59 mins
8GB	160 mins	118 mins
16GB	320 mins	236 mins
32GB	640 mins	472 mins

**Image Numbers:**

SD CARD SIZE	Image Size	Image Size	Image Size	Image Size
	5M(2592x1944)	3M(2048x1536)	1M(1280x720)	VGA (640X 480)
4GB	5600 pcs	6850 pcs	13700 pcs	28680 pcs
8GB	11200 pcs	13700 pcs	27400 pcs	57360 pcs
16GB	22400 pcs	27400 pcs	54800 pcs	114720 pcs
32GB	44800 pcs	54800 pcs	109600 pcs	229440 pcs

USB-mini cable included to copy recorded pictures or videos to PC

Overall Dimensions: Ø55.12 x 223.97 mm



**Special Use Reminder:**

After using in the sea, please rinse with water and then dry thoroughly to prolong the service life

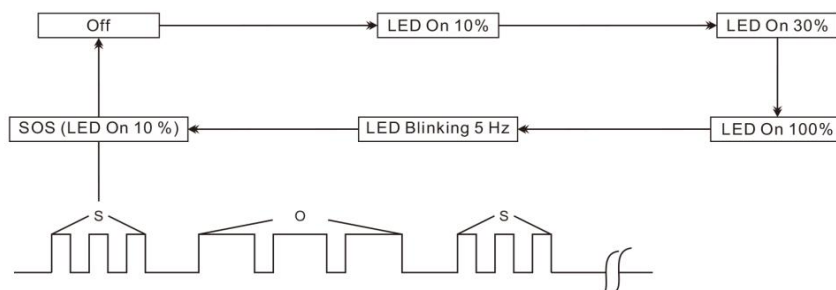
	▲ UP BUTTON	⏻ POWER BUTTON	▼ DOWN BUTTON
Preview Mode	CAMERA: Push to take picture ZOOM: Press for ZOOM IN 1X, 2X, 3X, 4X	Push to enter MENU. Press 2 seconds to POWER OFF.	Push to shoot video. Push again to stop shooting.
Playback Mode	▲ Select	Push to ENTER. Press 2 seconds to POWER OFF.	▼ Select
MENU Mode	▲ Select	Push to ENTER. Press 2 seconds to POWER OFF.	▼ Select

- Exit: Push to return to Preview Mode.
- Playback Mode (Playback Mode/Cancel)
- Looping Video (Off/On) (ON: Auto Shooting Video as soon as POWER ON)
- Underwater (Off/On) (ON to get GREEN LIGHT ABATEMENT in case the LED were off.)
- Image Size
  - 5M : 2592x1944
  - 3M : 2048x1536
  - 1M : 1280x720
  - VGA: 640x480
- Video Resolution
  - HD 1280x720 HD
  - VGA 640x480
- Microphone (Off/On)
- Date (On/Off/Set Date/Date style) Set Date: Press 1 second to save and return to Preview Mode.
- Language (English/Español/Português/Français/Deutsch/Italiano/Nederlands/Polски/日本語/繁體中文/简体中文)
- Default Setting (OK/Cancel)
- Format (OK/Cancel)

IP67



**LED**  
Press 2 seconds  
to turn LED off/on



Press ▲ ⏻ simultaneously to check firmware version.