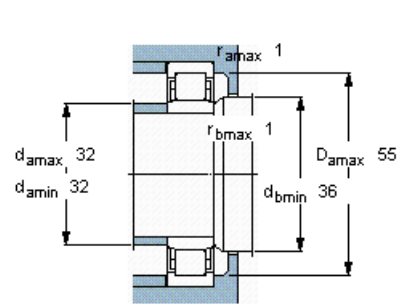
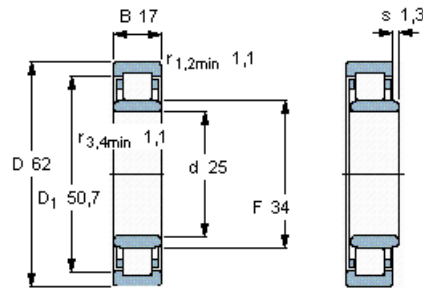


Cylindrical roller bearings, single row

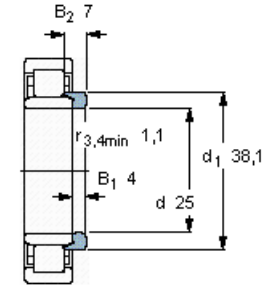


Principal dimensions			Basic load ratings		Fatigue load limit P_u	Speed ratings		Mass	Designation	Angle ring Designation
d	D	B	dynamic	static		Reference speed	Limiting speed			
mm			kN		kN	r/min		kg	-	-
25	62	17	46,5	36,5	4,55	12000	15000	0,28	NU 305 ECP *	HJ 305 EC

* - SKF Explorer bearing



Calculation factors
 k_r 0,15
 e 0,2 Y 0,6



HJ 305 EC
 Mass kg 0,023