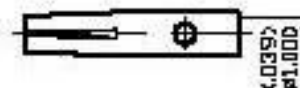
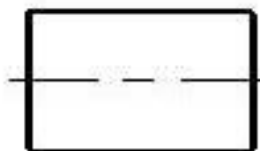
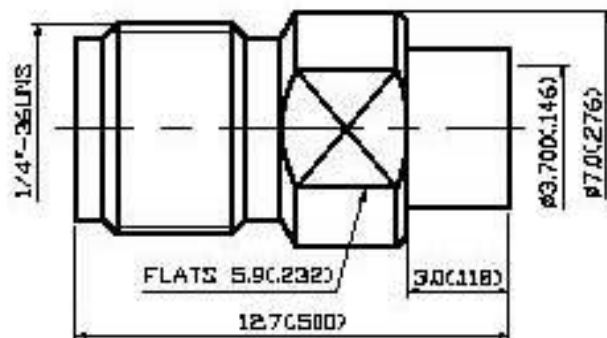


NO	DESCRIPTION	DATE
①	BACKGROUND FORMAT UPDATED	05.06.02
②	BACKGROUND FORMAT UPDATED	10.03.08
③	WORKING VOLTAGE — VOLTAGE RATING DEL. PROOF VOLTAGE	03.27.13



1.0 ELECTRICAL

- 1.1 FREQUENCY RANGE: DC-10 GHz
- 1.2 NOMINAL IMPEDANCE: 50 OHMS
- 1.3 VOLTAGE RATING: 500 VOLTS MAX. ⚠
- 1.4 VSWR: 1.104 MAX.

2.0 MATERIALS

- 2.1 BODIES: BRASS PER JIS-C8804
- 2.2 CENTER CONTACT: BERYLLIUM COPPER PER ASTM B198 USE CL7000
- 2.3 INSULATION: TEFLON PER ASTM D1487 AND ASTM D1710

3.0 FINISHES AND OTHERS

- 3.1 SEE BELOW TABLE FOR DETAILS.

4.0 MECHANICAL

- 4.1 INTERFACE IN ACCORDANCE WITH: MIL-STD-883A
- 4.2 FOR USE WITH BNC OR SIMILAR STYLE CABLE
- 4.3 CABLE ATTACHMENT: OUTER: SOLDER, INNER: SOLDER

5.0 ENVIRONMENTAL

- 5.1 OPERATING TEMPERATURE RANGE: -65° C TO +125° C

QTY	DESCRIPTION	MATERIAL	QTY	FINISH
8	CENTER CONTACT	BERYLLIUM COPPER	1	GOLD 50 μ MIN.
2	INSULATION	TEFLON	1	NONE
1	BODY	BRASS	1	GOLD 3 μ MIN.
NO	DESCRIPTION	MATERIAL	QTY	FINISH



APPROVED

by

DATE

DESCRIPTION		SMA STRAIGHT JACK SOLDER	
製圖	Yoko	TOLERANCE	公差
檢圖	Arc	XX ±0.1	UNIT
繪註	Angela	ANGLE ±5°	比例
TITLE	ROHS COMPLIANT	DATE	08.21.98
DWG.NO.	19-0005	REV.	A-3