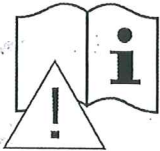


Instruction Manual



Read carefully
the manual
before use
the equipment

POWERTEX

RETRACTABLE TYPE FALL ARRESTER

Reference number: CR 200 xx / 300 xx; WR 200 xx (xx - marking of working length)

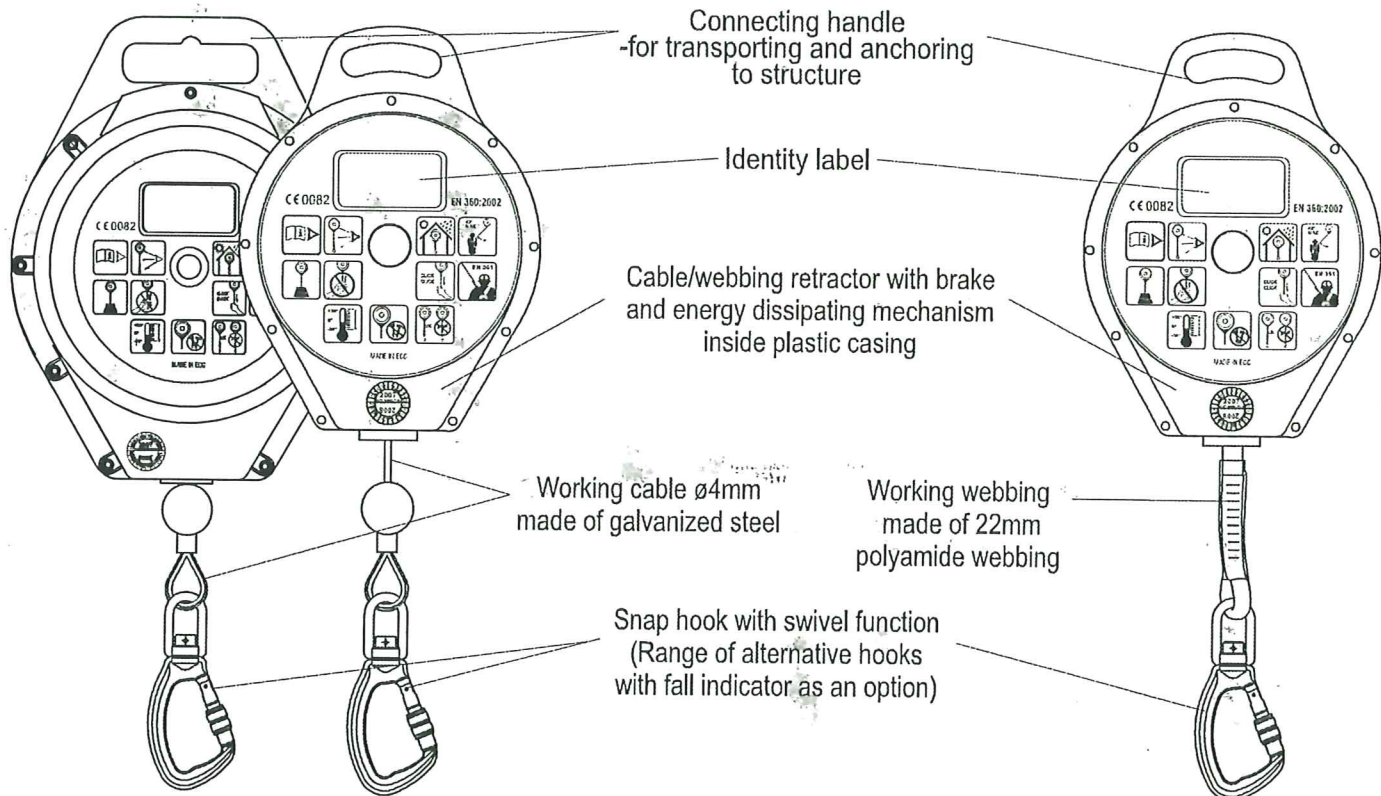
ESSENTIAL FEATURES

The retractable-type fall arrester device CR/WR a component of the personal protective equipment against falls from a height and conforms to EN 360:2002. The fall arrester CR/WR is the protection for one person only. The working length: CR 200 - 6m, 10m, 12m, 15; CR 300 - 18m, 20m, 25m; WR 200 - 6m.

CR 300

CR 200

WR 200



MARKING OF THE FALL ARRESTER


RETRACTABLE TYPE FALL ARRESTER

Reference No.:	CR 200 15	Reference number of the device including the working length of the device cable/webbing length
Cable length:	15 m	
Serial number:	0000000	serial number of the device
Date of manufacture:	12.2005	month and year of manufacture

EN 360:2002 — Number of European Standard

CE 0082 — CE mark and number of notified body inspecting the equipment according to the article 11 of Directive 89/686/EEC

POWERTEX — device manufacturer or distributor



before use
read the manual



use only a full body
harness conformed
to EN 361



admissible weight
of the user



don't release rapidly
unwinded cable



store the device in
a protected place



don't repair
the device
yourself



Inspect
the device
before each
use



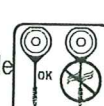
range
of operating
temperatures



check locking
before each
use



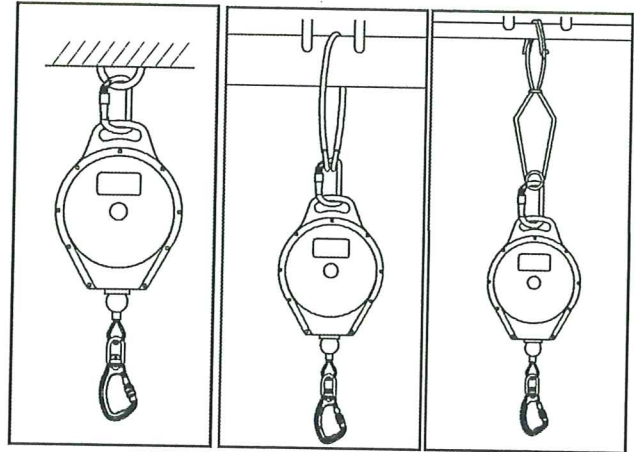
maximal admissible
deflection of the cable
from the vertical line



don't use the device
with damaged
cable

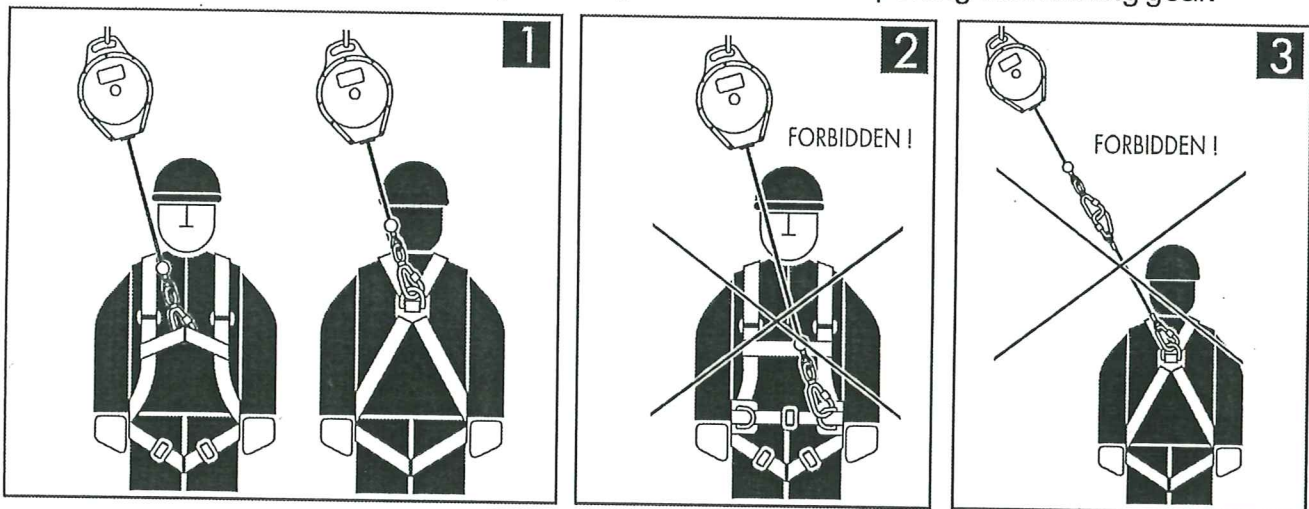
CONNECTING THE FALL ARRESTER TO THE STRUCTURAL ANCHOR POINT

The fall arrester must be connected to structural anchor point by its connecting handle using a connector or sling complying with EN362 or EN795 standards. Structural anchor point should be situated above the job place and have static resistance min. 10kN. The shape of the structural anchor point should not let self-acting disconnection of the device. It is recommended to use certified and marked structural anchor point complied with EN 795.



• CONNECTING THE FALL ARRESTER TO THE SAFETY HARNESS

- the working cable/webbing snap hook must be connected to front or back attachment point of full body harness. The full body harness must conform to EN361. Refer to its instruction for use. **1**
- it is strictly forbidden to connect the fall arrester to the work positioning belt **2**
- it is strictly forbidden to add any additional element between the working cable/webbing snap hook and attachment point of harness, apart from recommended by manufacturer. **3**
- Always protect the gate of the snap hook against accidental opening with locking gear.



PRE-USE INSPECTION

Before each use, a person who is going to use the fall arrester, shall a close visual examination of the retractor's elements: cover, snap hook, handle, working cable or webbing (entire length), must be carried out in respect of mechanical, chemical and thermal defects. The user has to check the retractor functioning by dynamic pulling the working cable/webbing. The cable/webbing should block and stops pulling out. After releasing the cable/webbing, the retractor should pull in the cable/webbing. The examination must be carried out by . In the case of any defect or doubt of correct condition of the fall arrester , do

During use the fall arrester should be protected from a contact with oils, acids, solvents, basics, open fire, hot metal drops and sharp edges. During working on the lattice constructions we should avoid interleaving the working cable/webbing between the individual construction elements. We should avoid using the device in the dust laden and greasy environment.

Using the fall arrester, in connection with fall arrest system, must be compatible with manual instructions of the fall arrest systems and obligatory standards:

- EN361 - for the safety harness
- EN362 - for the connectors
- EN795 - for anchorages

WORKING PLACE REQUIREMENTS

- free distance below the working level has to be at least 3 m.
- the fall arrester should be used in vertical direction only. During moving of the worker, the working cable deflection from the vertical line up to 40° is allowed - see the drawing 4

ADMISSIBLE TIME OF USE

There is no limitation of time of use the retractable fall arrester on condition that periodic inspections are regularly carried out.

PERIODIC INSPECTIONS

After each 12 months of utilization the fall arrester must be withdrawn from use to carry out manufacturer's detailed inspection.

The inspection must be carried out by the fall arrester's manufacturer or his certified representative only.

During this inspection will be established admissible time of the fall arrester use till next manufacturer's inspection.

The result of inspection must be recorded in Identity Card.

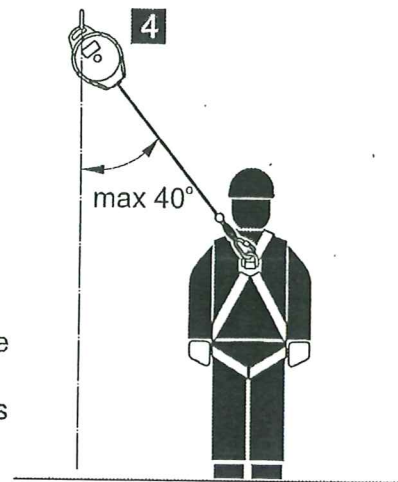
WITHDRAWN FROM USE

The fall arrester must be withdrawn from use immediately when any doubt arise about its condition for safe use and not used again until confirmed in writing by device manufacturer or his certified representative after carried out the detailed inspection.

The fall arrester must be withdrawn from use immediately and sent to the device manufacturer or his certified representative to carry out detailed inspection when it has been used to arrest a fall. Any repair or service operation shall only be carried out by fall arrester manufacturer or his certified representative.

THE ESSENTIAL PRINCIPLES OF USE OF PPE AGAINST FALLS FROM A HEIGHT

- personal protective equipment shall only be used by a person trained and competent in its safe use.
- personal protective equipment must not be used by a person with medical condition that could affect the safety of the equipment user in normal and emergency use.
- a rescue plan shall be in place to deal with any emergencies that could arise during the work.
- it is forbidden to make any alterations or additions to the equipment without the manufacturer's prior written consent.
- any repair shall only be carried out by equipment manufacturer or his certified representative.
- personal protective equipment shall not be used outside its limitations, or for any purpose other than that for which it is intended.
- personal protective equipment should be a personal issue item.
- before use ensure about the compatibility of items of equipment assembled into a fall arrest system. Periodically check connecting and adjusting of the equipment components to avoid accidental loosening or disconnecting of the components.
- it is forbidden to use combinations of items of equipment in which the safe function of any one item is affected by or interferes with the safe function of another.
- before each use of personal protective equipment it is obligatory to carry out a pre-use check of the equipment, to ensure that it is in a serviceable condition and operates correctly before it is used.
- during pre-use check it is necessary to inspect all elements of the equipment in respect of any damages, excessive wear, corrosion, abrasion, cutting or incorrect acting, especially in retractable fall arresters - cable or webbing, retractor and brake proper acting, casing, energy absorber, connector;
- regular periodic inspections are the essential for equipment maintenance and the safety of the users which depends upon the continued efficiency and durability of the equipment.
- during periodic inspection it is necessary to check the legibility of the equipment marking.
- it is essential for the safety of the user that if the product is re-sold outside the original country of destination the reseller shall provide instructions for use, for maintenance, for periodic examination and for repair in language of the country in which the product is to be used.
- personal protective equipment must be withdrawn from use immediately when any doubt arise about its condition for safe use and not used again until confirmed in writing by equipment manufacturer or his representative after carried out the detailed inspection.
- a full body harness conformed to EN 361 is the only acceptable body holding device that can be used in a fall arrest system.
- in full body harness use only attaching points marked with big letter "A" to attach a fall arrest system.
- the anchor device or anchor point for the fall arrest system should always be positioned, and the work carried out in such a way, as to minimise both the potential for falls and potential fall distance. The anchor device/point should be placed above the user. The shape and construction of the anchor device/point shall not allowed to self-acting disconnection of the equipment. It is recommended to use certified and marked structural anchor point complied with En795.



- it is obligatory to verify the free space required beneath the user at the workplace before each occasion of use the fall arrest system, so that, in the case of a fall, there will be no collision with the ground or other obstacle in the fall path. The required value of the free space should be taken from instruction manual of used equipment.
- there are many hazards that may affect the performance of the equipment and corresponding safety precautions that have to be observed during equipment utilization, especially:- trailing or looping of lanyards or lifelines over sharp edges,- any defects like cutting, abrasion, corrosion,
- - climatic exposure,- pendulum falls,- extremes of temperature,- chemical reagents,- electrical conductivity.
- personal protective equipment must be transported in the package (e.g.: bag made of moisture-proof textile or foil bag or cases made of steel or plastic) to protect it against damage or moisture.
- the equipment can be cleaned without causing adverse effect on the materials in the manufacture of the equipment. For textile products use mild detergents for delicate fabrics, wash by hand or in a machine and rinse in water. Plastic parts can be cleaned only with water. When the equipment becomes wet, either from being in use or when due cleaning, it shall be allowed to dry naturally, and shall be kept away from direct heat. In metallic products some mechanic parts (spring, pin, hinge, etc.) can be regularly slightly lubricated to ensure better operation.
Other maintenance and cleaning procedures should be adhered to detailed instructions stated in the manual of the equipment.
- personal protective equipment should be stored loosely packed, in a well-ventilated place, protected from direct light, ultraviolet degradation, damp environment, sharp edges, extreme temperatures and corrosive or aggressive substances.

IT IS THE RESPONSIBILITY OF THE USER ORGANISATION TO PROVIDE THE IDENTITY CARD AND TO FILL IN THE DETAILS REQUIRED. THE IDENTITY CARD SHOULD BE FILLED IN ONLY BY A COMPETENT PERSON RESPONSIBLE FOR PROTECTIVE EQUIPMENT. THE IDENTITY CARD SHOULD BE FILLED IN BEFORE THE FIRST USE OF THE EQUIPMENT. ANY INFORMATION ABOUT THE EQUIPMENT LIKE: PERIODIC INSPECTIONS, REPAIRS, REASONS OF EQUIPMENT'S WITHDRAWN FROM USE SHALL BE NOTED. THE IDENTITY CARD SHOULD BE STORED DURING A WHOLE PERIOD OF EQUIPMENT UTILIZATION. DO NOT USE THE EQUIPMENT WITHOUT THE IDENTITY CARD.

IDENTITY CARD

MODEL AND TYPE OF EQUIPMENT			
REF. NUMBER			
SERIAL NUMBER		DATE OF MANUF.	
USER NAME			
DATE OF PURCHASE		DATE OF FIRST USE	

PERIODIC EXAMINATION AND REPAIR HISTORY					
	DATE	REASON FOR SERVICING/REPAIR	CONDITION OF DEVICE AFTER SERVICING	NAME AND SIGNATURE OF COMPETENT PERSON	NEXT EXAMINATION DATE
1					
2					
3					
4					

EC type examination carried out by CETE APAVE SUDEUROPE, BP 193, 13322 Marseille, France - 0082

CERTEX UK ; Unit C1, Harworth Industrial Estate, Bryans Close, Harworth, Doncaster, DN11 8RY
www.certex.co.uk