




Connectors > Contacts > Connector Contacts



Contact Type: **Receptacle**

Contact Mating Area Plating Material: **Silver (Ag)**

Wire Contact Termination Area Plating Material: **Silver**

Operating Voltage: **600 VDC**

Features

Product Type Features

Discrete Wire Type	Stranded
--------------------	----------

Electrical Characteristics

Operating Voltage	600 VDC
-------------------	---------

Contact Features

Contact Underplating Material	Nickel
Contact Orientation	Straight
Contact Underplating Material Thickness	50 µm[1.27 µin]
Contact Mating Area Plating Material Thickness	3.81 µm[150 µin]
Wire Contact Termination Area Plating Material Finish	Semi-Bright
Mating Tab Width	3.55 mm[.14 in]
Mating Tab Thickness	.58 mm[.023 in]
Wire Contact Termination Area Plating Thickness	3.81 µm[150 µin]
Barrel Type	Closed
Contact Type	Receptacle
Contact Mating Area Plating Material	Silver (Ag)
Wire Contact Termination Area Plating Material	Silver



Contact Retention Within Housing	With
Contact Base Material	Copper Alloy
Contact Current Rating (Max)	30 A

Termination Features

Termination Method to Wire & Cable	Crimp
Product Terminates To	Wire & Cable

Dimensions

Wire Size	993 – 2800 CMA
-----------	----------------

Usage Conditions

Operating Temperature Range	-40 – 105 °C[-40 – 221 °F]
-----------------------------	----------------------------

Operation/Application

Circuit Application	Power
---------------------	-------

Industry Standards

Compatible With Agency/Standards Products	UL
UL Flammability Rating	UL 94V-0

Packaging Features

Packaging Quantity	2000
Packaging Method	Bag

Product Compliance

For compliance documentation, visit the product page on TE.com>

EU RoHS Directive 2011/65/EU	Compliant
EU ELV Directive 2000/53/EC	Compliant
China RoHS 2 Directive MIIT Order No 32, 2016	No Restricted Materials Above Threshold
EU REACH Regulation (EC) No. 1907/2006	Current ECHA Candidate List: JAN 2025 (247) Candidate List Declared Against: JUNE 2024 (241) Does not contain REACH SVHC
Halogen Content	Low Halogen - Br, Cl, F, I < 900 ppm per homogenous material. Also BFR/CFR/PVC Free
Solder Process Capability	Not applicable for solder process capability

Product Compliance Disclaimer




This information is provided based on reasonable inquiry of our suppliers and represents our current actual knowledge based on the information they provided. This information is subject to change. The part numbers that TE has identified as EU RoHS compliant have a maximum concentration of 0.1% by weight in homogenous materials for lead, hexavalent chromium, mercury, PBB, PBDE, DBP, BBP, DEHP, DIBP, and 0.01% for cadmium, or qualify for an exemption to these limits as defined in the Annexes of Directive 2011/65/EU (RoHS2). Finished electrical and electronic equipment products will be CE marked as required by Directive 2011/65/EU. Components may not be CE marked. Additionally, the part numbers that TE has identified as EU ELV compliant have a maximum concentration of 0.1% by weight in homogenous materials for lead, hexavalent chromium, and mercury, and 0.01% for cadmium, or qualify for an exemption to these limits as defined in the Annexes of Directive 2000/53/EC (ELV). Regarding the REACH Regulation, the information TE provides on SVHC in articles for this part number is based on the latest European Chemicals Agency (ECHA) 'Guidance on requirements for substances in articles' posted at this URL: <https://echa.europa.eu/guidance-documents/guidance-on-reach>

Compatible Parts



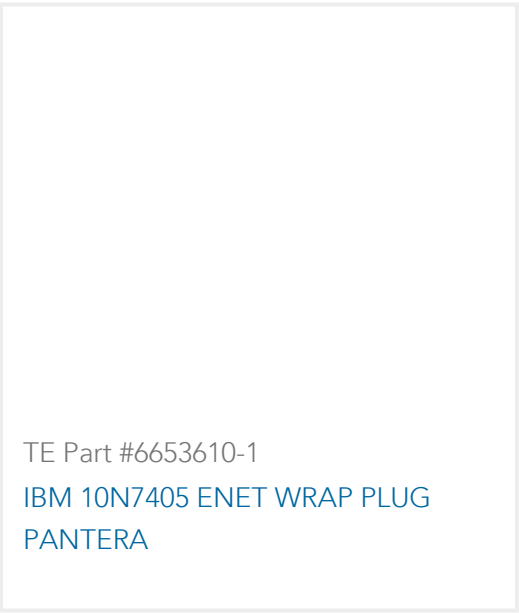
TE Part # 1445957-1
HSG SUB ASY,BLUE

Customers Also Bought



TE Part #CSI-UFFR-200-UFFR
U.FL/MHF1 to U.FL/MHF1 200mm 1.13 OD

TE Part #M902-2132
BKSHL, 3SZ, CBL SZ .300-.430, HD10TE Part #ANT-5GWWS4-SMA
Antenna Dipole Blade 5G/LTE Swivel SMATE Part #CONREVSMA010
RP-SMA Jack to RP-SMA Plug RATE Part #CAT-H3910-CH8172
DEUTSCH HD10 HousingsTE Part #1618408-5
KCS03X024EAAA=CONTACTOR, CURRENT SENSETE Part #2430085-1
EMI Fan Vent 60mmTE Part #1-2159395-9
IBM 00LU390 ETHERNET



Documents

Product Drawings

L/P CONTACT,16-20AWG

English

CAD Files

3D PDF

3D

Customer View Model

ENG_CVM_CVM_1744042-1_A.2d_dxf.zip

English

Customer View Model

ENG_CVM_CVM_1744042-1_A.3d_igs.zip

English

Customer View Model

ENG_CVM_CVM_1744042-1_A.3d_stp.zip

English

By downloading the CAD file I accept and agree to the [Terms and Conditions](#) of use.

Datasheets & Catalog Pages

POWER_CONNECTORS_CATALOG_SEC02_CABLE_MOUNTED

English

2_PIECE_POWER_CONNECTORS_qrg_4-1773458-1

English

Product Specifications

Application Specification

English