

Series 09 In-Cabin Keypad 2 Pushbutton (BASIC). *Design-In Kit.*

Thank you for your order of the new Design-In Kit of the Series 09 In-Cabin Keypad!

Order numbers
09-A176.2482 (12 V / 24 V with Namur)

The delivery scope contains

1	In-Cabin Keypad 2 pushbutton Hardwired (Clip-in)	2 pcs
2	Rings for symbol inserts	6 pcs
3	Symbol inserts	6 pcs
4	Adapter cable	2 pcs

Further information is available at
www.eao.com/downloads

Mounting cut-out

Mounting cut out	27.7 mm x 52.7 mm
Panel thickness	1.0 mm ... 4.0 mm

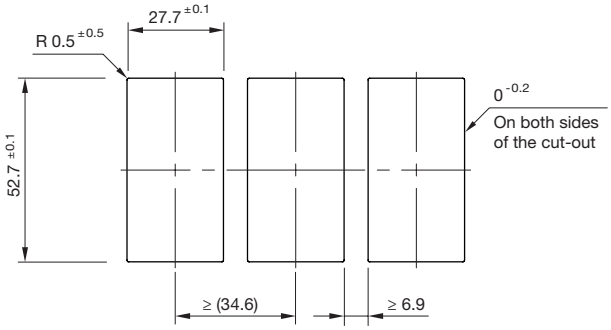

Connector type

Connection Tyco plug recess 1745000-3

- Switch signals X1
- Mating connector

Housing	1745000-3
Cage	965601-2
Contacts	5-963715-1 (0,5 – 0,75 mm²)
	5-928999-1 (0,25 – 0,35 mm²)

- Pin out

Pin 1	common potential buttons
Pin 2	signal button 1
Pin 3	signal button 2
Pin 4	n.c.
Pin 5	supply voltage symbol lighting
Pin 6	supply voltage haloring button 1
Pin 7	supply voltage haloring button 2
Pin 8	GND

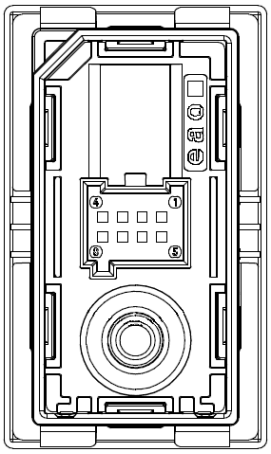



The circuit diagrams can be found in the provided data package.

Mounting instruction

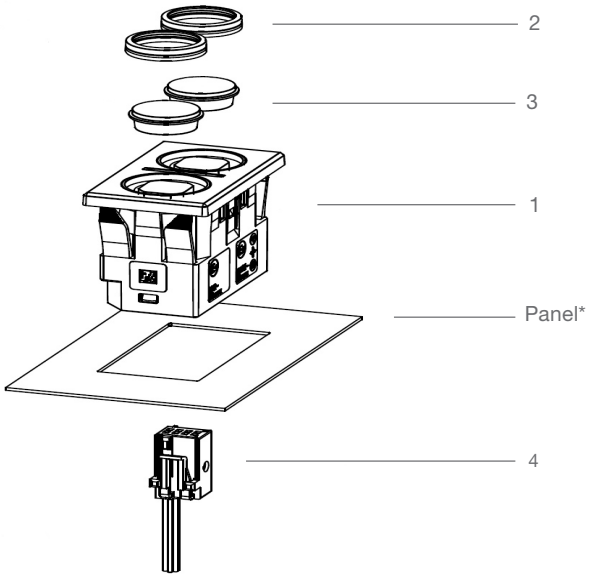

* Customer-specific application.

Safety notice!

The Series 09 In-Cabin Keypad 2 pushbutton (Hardwired) can also be used for safety-relevant applications. Thanks to the diagnostic capability through resistance coding (Namur Circuit as optional option), cable breaks and switching states can be detected.

The customer must ensure the functional and product safety conformity of the integration of the keypad. Therefore, the customer must perform all security activities at the integration level of the switch and confirm that all relevant functions are implemented to ensure that the application handles critical issues in a secure manner.

700.xxx.xxxx.xx/05.2025 EAO reserves the right to change specifications without further notice.