

Holder for 3 modules, metal, 1 NO+1 NC, 1 NO+1 NC, screw terminal



Product brand name	SIRIUS ACT
Product designation	Holders
Product type designation	3SU1
Manufacturer's article number	<div><ul style="list-style-type: none">• of supplied contact module• 1 of supplied contact module• 2 of supplied contact module• of the supplied holder</div>
	<div>3SU1400-1AA10-1FA0, 3SU1400-1AA10-1FA0</div> <div>3SU1400-1AA10-1FA0</div> <div>3SU1400-1AA10-1FA0</div> <div>3SU1550-0AA10-0AA0</div>
Actuator	
Design of the operating mechanism	3-way with module
Number of contact modules	2
Holder	
Material of the holder	Metal
Display	
Number of LED modules	0
General technical data	
Product function	

• positive opening	Yes
Product component	
• diode	No
• lamp transformer	No
• Light source	No
• series resistor	No
Insulation voltage	
• rated value	500 V
Degree of pollution	3
Surge voltage resistance rated value	6 kV
Protection class IP	
• of the terminal	IP20
Shock resistance	
• acc. to IEC 60068-2-27	Sinusoidal half-wave 50 g / 11 ms
• for railway applications acc. to DIN EN 61373	Category 1, Class B
Operating frequency maximum	3 600 1/h
Mechanical service life (switching cycles)	
• typical	10
Thermal current	10 A
Reference code acc. to DIN EN 81346-2	U
Reference code acc. to DIN EN 61346-2	U
Continuous current of the C characteristic MCB	10 A; for a short-circuit current smaller than 400 A
Continuous current of the quick DIAZED fuse link	10 A
Continuous current of the DIAZED fuse link gG	10 A
Operating voltage	
• at AC	
— at 50 Hz rated value	5 ... 500 V
— at 60 Hz rated value	5 ... 500 V
• at DC	
— rated value	5 ... 500 V

Power Electronics

Contact reliability	One maloperation per 100 million (17 V, 5 mA), one maloperation per 10 million (5 V, 1 mA)
----------------------------	--

Auxiliary circuit

Design of the contact of auxiliary contacts	Silver alloy
Number of NC contacts for auxiliary contacts	2
Number of NO contacts for auxiliary contacts	2
Number of CO contacts	
• for auxiliary contacts	0
Operating current at AC-15	
• at 230 V rated value	6 A

Connections/Terminals

Type of electrical connection	
<ul style="list-style-type: none"> • of modules and accessories 	Screw-type terminal
Type of connectable conductor cross-sections	
<ul style="list-style-type: none"> • solid with core end processing 	2x (0.5 ... 0.75 mm ²)
<ul style="list-style-type: none"> • solid without core end processing 	2x (1.0 ... 1.5 mm ²)
<ul style="list-style-type: none"> • finely stranded with core end processing 	2x (0.5 ... 1.5 mm ²)
<ul style="list-style-type: none"> • finely stranded without core end processing 	2x (1,0 ... 1,5 mm ²)
<ul style="list-style-type: none"> • at AWG conductors 	2x (18 ... 14)
Tightening torque of the screws in the bracket	1 ... 1.2 N·m
Tightening torque	
<ul style="list-style-type: none"> • with screw-type terminals 	0.8 ... 0.9 N·m
<ul style="list-style-type: none"> • for grounding 	0.8 ... 1 N·m





Ambient conditions







Ambient temperature	
<ul style="list-style-type: none"> • during operation 	-25 ... +70 °C
<ul style="list-style-type: none"> • during storage 	-40 ... +80 °C
Environmental category during operation acc. to IEC 60721	3M6, 3S2, 3B2, 3C3, 3K6 (with relative air humidity of 10 ... 95 %, no condensation in operation permitted)

Installation/ mounting/ dimensions

Mounting type	front mounting
<ul style="list-style-type: none"> • of modules and accessories 	Front plate mounting
Height	40 mm
Width	30 mm
Shape of the installation opening	round
Installation width	30 mm
Installation depth	71.8 mm

Certificates/approvals

General Product Approval		Declaration of Conformity	Test Certificates
 CCC	 CSA	 EAC	 EG-Konf.
		Miscellaneous	Type Test Certificates/Test Report

Marine / Shipping					
 ABS	 LRS	 PRS	 RINA	 RMRS	 DNV-GL

other
Confirmation

Further information

Information- and Downloadcenter (Catalogs, Brochures,...)

<http://www.siemens.com/industrial-controls/catalogs>

Industry Mall (Online ordering system)

<https://mall.industry.siemens.com/mall/en/en/Catalog/product?mlfb=3SU1550-1AA10-1LA0>

Cax online generator

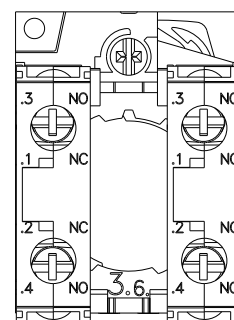
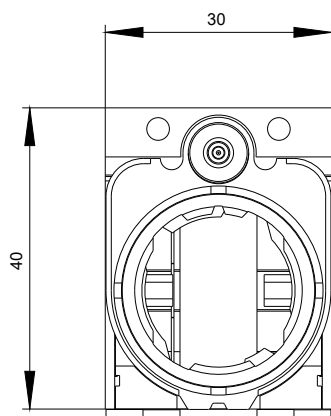
<http://support.automation.siemens.com/WW/CAXorder/default.aspx?lang=en&mlfb=3SU1550-1AA10-1LA0>

Service&Support (Manuals, Certificates, Characteristics, FAQs,...)

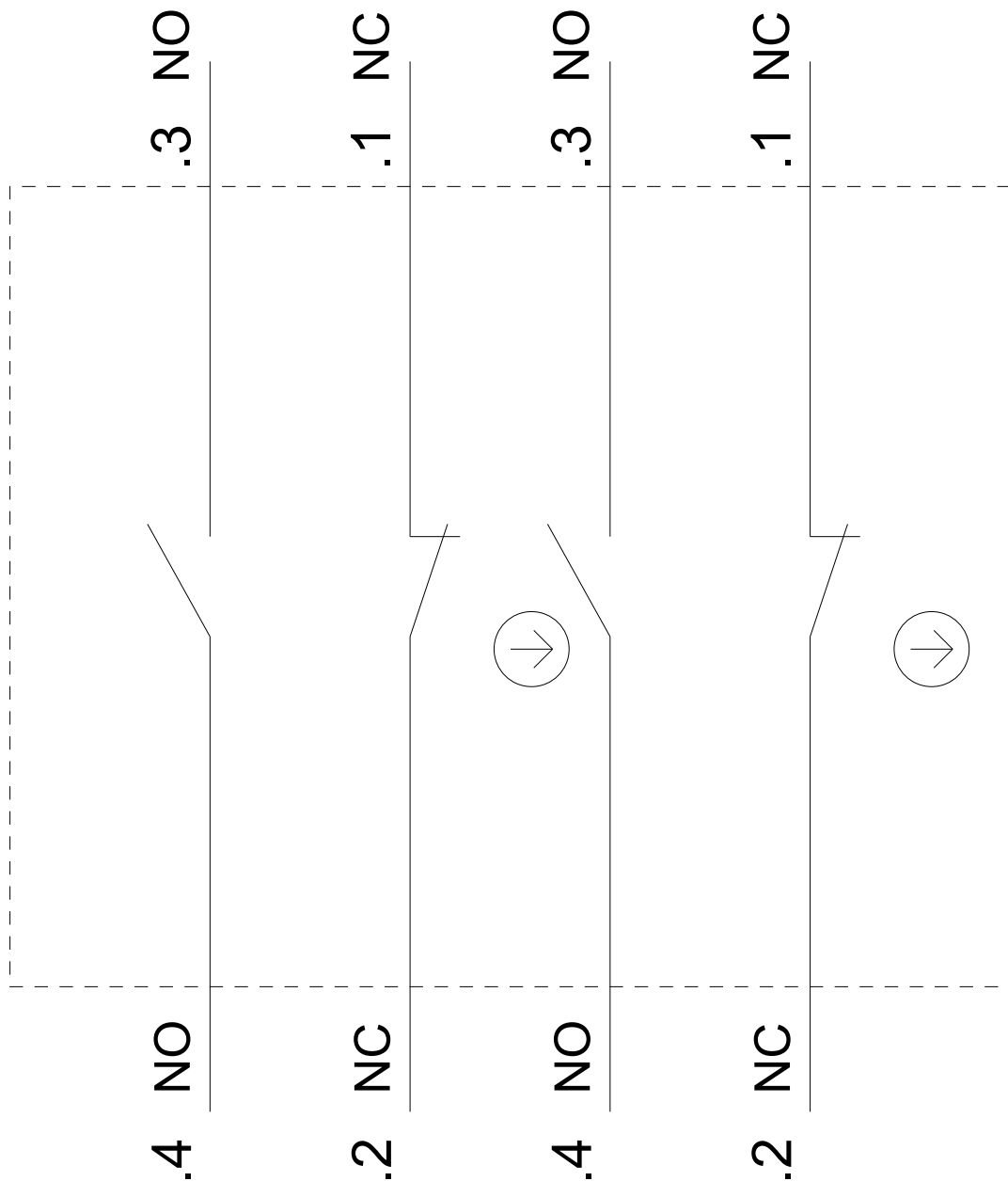
<https://support.industry.siemens.com/cs/ww/en/ps/3SU1550-1AA10-1LA0>

Image database (product images, 2D dimension drawings, 3D models, device circuit diagrams, EPLAN macros, ...)

http://www.automation.siemens.com/bilddb/cax_de.aspx?mlfb=3SU1550-1AA10-1LA0&lang=en



§



last modified:

09/12/2019