

SIRIUS SOFT STARTER, VALUES WITH 400 V,
40 DEG., STANDARD: 432A, 250KW,
INSIDE-DELTA CIRCUIT 3: 748A, 400KW,
200-460 V AC, 230 V AC, SCREW TERMINALS

General details:

product brand name		SIRIUS
Product equipment		
• integrated bridging contact system		Yes
• thyristors		Yes
Product function		
• intrinsic device protection		Yes
• motor overload protection		Yes
• evaluation of thermal resistor motor protection		Yes
• reset external		Yes
• adjustable current limitation		Yes
• inside-delta circuit		Yes
Product component / outlet for enine brake		Yes
Item designation		
• according to DIN EN 61346-2		Q
• according to DIN 40719 extendable after IEC 204-2 / according to IEC 750		G

Power Electronics:

Product designation		soft starters for high feature applications
Operating current		

• at 40 °C / rated value	A	432
• at 50 °C / rated value	A	385
• at 60 °C / rated value	A	335
• for three-phase servomotors / at 3-phase root switching		
• at 40 °C / rated value	A	748
• at 50 °C / rated value	A	667
• at 60 °C / rated value	A	580
Emitted mechanical power / for three-phase servomotors		
• at 230 V / at standard switching / at 40 °C		
• rated value	W	132,000
• at 400 V / at standard switching / at 40 °C		
• rated value	W	250,000
• at 230 V / at 3-phase root switching / at 40 °C		
• rated value	W	250,000
• at 400 V / at 3-phase root switching / at 40 °C		
• rated value	W	400,000
yielded mechanical performance (hp) / for three-phase squirrel cage motors / at 200/208 V / at standard circuit / at 50 °C / rated value	hp	125
Operating frequency		
• rated value	Hz	50 ... 60
Relative negative tolerance / of the operating frequency	%	-10
Relative positive tolerance / of the operating frequency	%	10
Operating voltage / with standard circuit / rated value	V	200 ... 460
Relative negative tolerance / of the operating voltage / with standard circuit	%	-15
Relative positive tolerance / of the operating voltage / with standard circuit	%	10
Operating voltage / at 3-phase root switching / rated value	V	200 ... 460
Relative negative tolerance / of the operating voltage / with inside-delta circuit	%	-15
Relative positive tolerance / of the operating voltage / with inside-delta circuit	%	10
Minimum load in % of I_M	%	8
Adjustable rated current / of the motor / for motor overload protection / minimum	A	86
Continuous operating current in % of I_e / at 40°C	%	115
Active power loss / at operating current / at 40°C / during operating phase / typical	W	232
Control electronics:		
Type of voltage / of the controlled supply voltage		AC
Control supply voltage frequency / 1 / rated value	Hz	50

Control supply voltage frequency / 2 / rated value	Hz	60
Relative negative tolerance / of the control supply voltage frequency	%	-10
Relative positive tolerance / of the control supply voltage frequency	%	10
Control supply voltage / 1		
• at 50 Hz / for AC	V	230
• at 60 Hz / for AC	V	230
Relative negative tolerance / of the control supply voltage / at 60 Hz / for AC	%	-15
Relative positive tolerance / of the control supply voltage / at 60 Hz / for AC	%	10
Type of display / for fault signal		Display

Mechanical design:

Width	mm	210
Height	mm	230
Depth	mm	298
Type of mounting		screw fixing
mounting position		bei senkrechter Montageebene +/-90° drehbar, bei senkrechter Montageebene +/- 22,5° nach vorne und hinten kippbar
Distance, to be maintained, to the ranks assembly		
• upwards	mm	100
• sideways	mm	5
• downwards	mm	75
Installation altitude / at a height over sea level	m	5,000
Cable length / maximum	m	500
Number of poles / for main current circuit		3

Electrical connections:

Design of the electrical connection		
• for main current circuit		busbar connection
• for auxiliary and control current circuit		screw-type terminals
Number of NC contacts / for auxiliary contacts		0
Number of NO contacts / for auxiliary contacts		3
Number of changeover contacts / for auxiliary contacts		1
Type of the connectable conductor cross-section / for main contacts / for box terminal / when using the front clamping point		
• finely stranded / with conductor end processing		70 ... 240 mm ²
• finely stranded / without conductor end processing		70 ... 240 mm ²
• stranded		95 ... 300 mm ²

Type of the connectable conductor cross-section / for main contacts / for box terminal / when using the back clamping point <ul style="list-style-type: none"> • finely stranded / with conductor end processing • without conductor final cutting / without conductor end processing • stranded 		120 ... 185 mm ² 120 ... 185 mm ² 120 ... 240 mm ²
Type of the connectable conductor cross-section / for main contacts / for box terminal / when using both clamping points <ul style="list-style-type: none"> • finely stranded / with conductor end processing • without conductor final cutting / without conductor end processing • stranded 		min. 2x 50 mm ² , max. 2x 185 mm ² min. 2x 50 mm ² , max. 2x 185 mm ² max. 2x 70 mm ² , max. 2x 240 mm ²
Type of the connectable conductor cross-section / for AWG conductors / for main contacts / for box terminal <ul style="list-style-type: none"> • when using the back cl • when using the front c • when using both clampi 		250 ... 500 kcmil 3/0 ... 600 kcmil min. 2x 2/0, max. 2x 500 kcmil
Type of the connectable conductor cross-section / for DIN cable lug / for main contacts <ul style="list-style-type: none"> • finely stranded • stranded 		50 ... 240 mm ² 70 ... 240 mm ²
Type of the connectable conductor cross-section <ul style="list-style-type: none"> • for AWG conductors / for main contacts 		2/0 ... 500 kcmil
Type of the connectable conductor cross-section <ul style="list-style-type: none"> • for auxiliary contacts <ul style="list-style-type: none"> • solid • finely stranded / with conductor end processing • for AWG conductors / for auxiliary contacts <ul style="list-style-type: none"> • finely stranded / with wire end proc 		2x (0.5 ... 2.5 mm ²) 2x (0.5 ... 1.5 mm ²) 2x (20 ... 14) 2x (20 ... 16)

Ambient conditions:

Ambient temperature <ul style="list-style-type: none"> • during operating • during storage 	/ °C °C	60 -25 ... +80
Derating temperature	°C	40
Protection class IP		IP00

Certificates/approvals:

General Product Approval**EMC****Declaration of
Conformity****Test Certificates**[Special Test
Certificate](#)[Type Test
Certificates/Test
Report](#)**Shipping Approval****other**[Environmental
Confirmations](#)**UL/CSA ratings****yielded mechanical performance (hp) / for three-phase squirrel
cage motors**

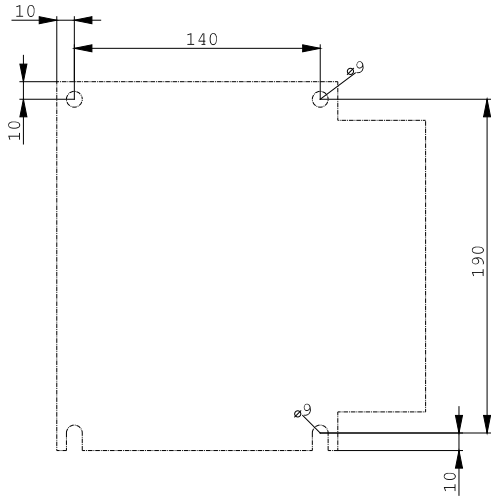
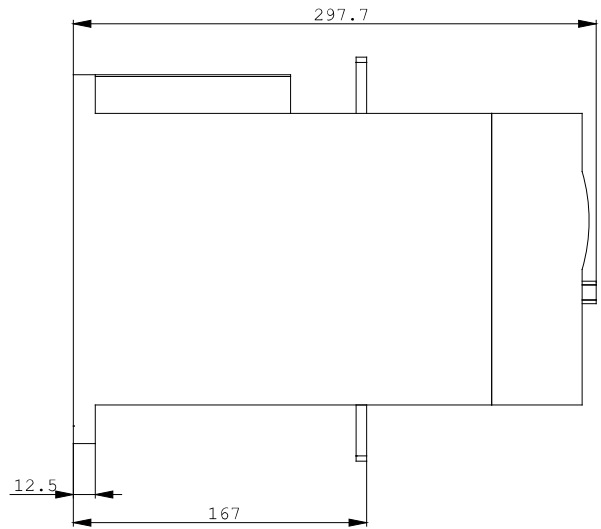
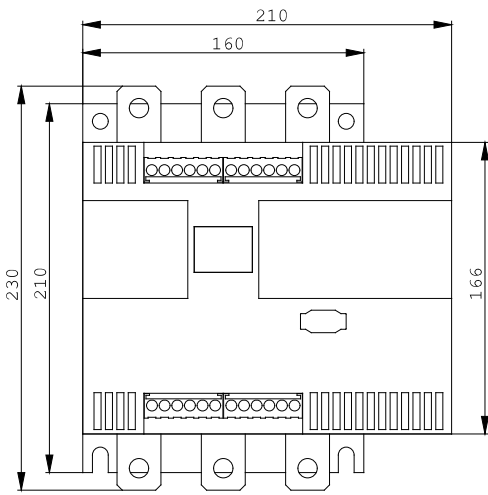
- at 220/230 V / at standard circuit
 - at 50 °C / rated value
- at 460/480 V / at standard circuit
 - at 50 °C / rated value
- at 200/208 V / at inside-delta circuit / at 50 °C / rated value
- at 220/230 V / at inside-delta circuit / at 50 °C / rated value
- at 460/480 V / at inside-delta circuit / at 50 °C / rated value


hp	150
hp	300
hp	200
hp	250
hp	600

**Contact rating designation / for auxiliary contacts / according to
UL**

B300 / R300

Further information:**Information- and Downloadcenter (Catalogs, Brochures,...)**<http://www.siemens.com/industrial-controls/catalogs>**Industry Mall (Online ordering system)**<http://www.siemens.com/industrial-controls/mall>**CAX-Online-Generator**<http://www.siemens.com/cax>**Service&Support (Manuals, Certificates, Characteristics, FAQs,...)**<http://support.automation.siemens.com/WW/view/en/3RW4447-6BC44/all>**Image database (product images, 2D dimension drawings, 3D models, device circuit diagrams, ...)**http://www.automation.siemens.com/bilddb/cax_en.aspx?mlfb=3RW4447-6BC44





last change:

Dec 2, 2013