



Connectors > Terminal Blocks & Strips > Modular Terminal Blocks



Modular Terminal Block Product Type: **Female Plug Terminal Block**

Primary Product Color: **Gray**

Product Spacing: **6 mm [.236 in]**

Number of Positions: **2**

Operating Temperature Range: **-55 – 110 °C [-67 – 230 °F]**

Features

Product Type Features

Modular Terminal Block Product Type	Female Plug Terminal Block
-------------------------------------	----------------------------

Configuration Features

Gauge Type	2.9 mm Dia.
Number of Poles	10
Number of Positions	2

Electrical Characteristics

Power Loss	5 W
Operating Voltage Rating (UL & CSA) (Max) - Main Circuit	600 V
Impulse Withstanding Voltage Rating (IEC)	8000 V
Current Rating (IEC)	30 A
Current Rating (UL)	30 A
Current Rating (CSA)	30 A
Voltage Rating (IEC)	1000 V
Short-Time Withstanding Current Rating @ 1s	480 A

Body Features

Product Weight	39.1 g[1.524 oz]
Primary Product Color	Gray

Housing Features



Housing Material	Polyamide
------------------	-----------

Dimensions

Main Circuit Capacity - Twin Ferrule per Spring Clamp	26 – 18 AWG
Product Depth	36.3 mm
Tool Size	3.5 mm[.138 in]
Wire Stripping Length	12.5 mm[.492 in]
Main Circuit Capacity - 1 Rigid Stranded Conductor per Spring Clamp	26 – 10 AWG
Main Circuit Capacity - 1 Non-Insulated Ferrule per Spring Clamp	26 – 12 AWG
Main Circuit Capacity - 1 Insulated Ferrule per Spring Clamp	26 – 12 AWG
Main Circuit Capacity - 1 Flexible Conductor per Spring Clamp	.5 – 4 mm²
Product Length	20.35 mm
Product Height	20.6 mm
Product Spacing	6 mm[.236 in]

Usage Conditions

Operating Temperature Range	-55 – 110 °C[-67 – 230 °F]
-----------------------------	----------------------------

Industry Standards

IP Rating	IP20
-----------	------

Product Compliance

For compliance documentation, visit the product page on [TE.com](#)>

EU RoHS Directive 2011/65/EU	Compliant
EU ELV Directive 2000/53/EC	Compliant
China RoHS 2 Directive MIIT Order No 32, 2016	No Restricted Materials Above Threshold
EU REACH Regulation (EC) No. 1907/2006	Current ECHA Candidate List: JAN 2025 (247) Candidate List Declared Against: JAN 2025 (247) Does not contain REACH SVHC
Halogen Content	Low Halogen - Br, Cl, F, I < 900 ppm per homogenous material. Also BFR/CFR/PVC Free
Solder Process Capability	Not reviewed for solder process capability

Product Compliance Disclaimer



This information is provided based on reasonable inquiry of our suppliers and represents our current actual knowledge based on the information they provided. This information is subject to change. The part numbers that TE has identified as EU RoHS compliant have a maximum concentration of 0.1% by weight in homogenous materials for lead, hexavalent chromium, mercury, PBB, PBDE, DBP, BBP, DEHP, DIBP, and 0.01% for cadmium, or qualify for an exemption to these limits as defined in the Annexes of Directive 2011/65/EU (RoHS2). Finished electrical and electronic equipment products will be CE marked as required by Directive 2011/65/EU. Components may not be CE marked. Additionally, the part numbers that TE has identified as EU ELV compliant have a maximum concentration of 0.1% by weight in homogenous materials for lead, hexavalent chromium, and mercury, and 0.01% for cadmium, or qualify for an exemption to these limits as defined in the Annexes of Directive 2000/53/EC (ELV). Regarding the REACH Regulation, the information TE provides on SVHC in articles for this part number is based on the latest European Chemicals Agency (ECHA) 'Guidance on requirements for substances in articles' posted at this URL: <https://echa.europa.eu/guidance-documents/guidance-on-reach>


Compatible Parts




TE Part # 1SNK806010R0000

ZDK4-22

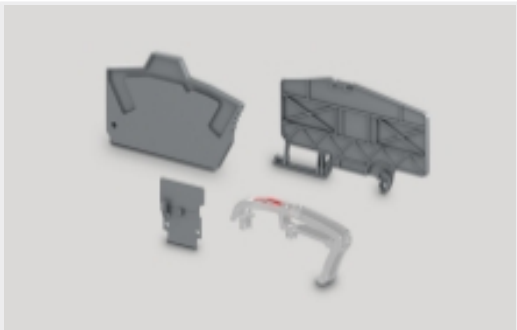
Also in the Series | ENTRELEC SNK



Modular Terminal Blocks(319)



Terminal Block & Strip Conducting Accessories(67)



Terminal Block & Strip Insulating Accessories(31)

Customers Also Bought



TE Part #CAT-D48-ST273
DEUTSCH Solid Contacts



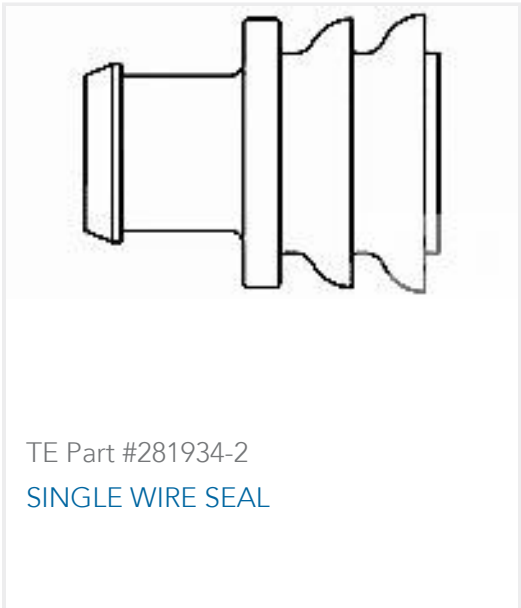
TE Part #DT04-2P
REC, 2P, GRY, N



TE Part #DT06-2S
PLG, 2P, GRY, N



TE Part #CAT-D487-W416
Wedgelocks: DEUTSCH DT



Documents

CAD Files

3D PDF

3D

Customer View Model

ENG_CVM_CVM_1SNK806723R0000_A.2d_dxf.zip

English

Customer View Model

ENG_CVM_CVM_1SNK806723R0000_A.3d_igs.zip

English

Customer View Model

ENG_CVM_CVM_1SNK806723R0000_A.3d_stp.zip

English

By downloading the CAD file I accept and agree to the [Terms and Conditions](#) of use.

Datasheets & Catalog Pages

CDK4-10

English

Agency Approvals

Bureau Veritas Marine and Offshore Certificate

English