

Lamp Current (A): 1.8A
 Ignitor Voltage (Min.): 3.8KV
 Luminaire Rating: Open/Enclosed
 Burning Position: Universal


HPSE 150W/E40/HO

Product Number: 00402

Lamp Type: HIGH PRESSURE SODIUM

Performance Data

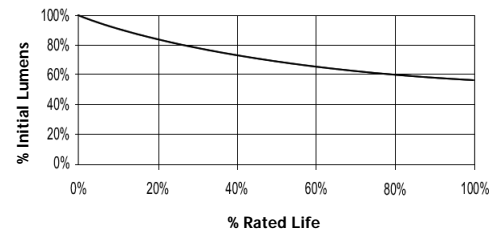
Light Output (Lumens @ 100 hours)	16000
Lamp Lumens Per Watt	107
Rated Life (Hrs. @ 10 Hr. /Start)	28000+
Correlated Colour Temperature (K)	2000
Chromaticity (CIE - X Y)	535, 420
Colour Rendering Index (CRI) or (Ra)	20
Typical Warm Up Time (Minutes)	4
Typical Hot Restart Time (Minutes)	1
Burning Position	Universal



Physical Data / Requirements

Base Designation	E40
Bulb Designation	E90
Bulb Diameter (mm)	91
Max. Overall Length (mm)	227
Light Centre Length (mm)	-
Effective Arc Length (mm)	-
Max. Base Temperature (°C)	250
Max. Bulb Temperature (°C)	400
Luminaire Type	Open/Enclosed
Socket Pulse Rating (KV)	5
Mercury Content (mg)	6.25

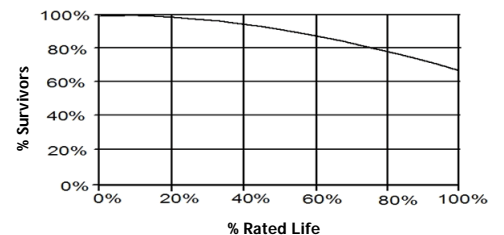
Lumen Maintenance



Lamp Electrical Data / Requirements

IEC Standard	-
Lamp Wattage (W)	150
Lamp Operating Voltage (V)	100
Lamp Operating Current (Amps)	1.8
Min. Open Circuit Voltage (RMS)	198
Min. Starting Pulse (Peak V)	3800-4500
Min. Pulse Width at V (microseconds)	1
Min. Pulse Rate Per ½ cycle	1
Pulse Position (Electrical Degrees)	60-90, 240-270

Lamp Mortality



Revision: 2012-10-22

Notes:

1) This Product Specification contains data about typical performance at nominal power. Actual values may depend on ballast and applications. Complies with (CE), Low Voltage (CE), WEEE and RoHS Directives.