

25 Rcpt Solder Cup, Gold Flash

✓ ACTIVE

AMPLIMITE


TE Part # 5-747913-2

TE Internal #: 5-747913-2

[View on TE.com >](#)



Connectors > D-Shaped Connectors > D-Sub Connectors > Solder D-Sub Connectors



Connector Style: **Receptacle**

Connector System: **Cable-to-Board**

Number of Positions: **25**

Contact Size: **20**

Shell Size: **3**

Features

Product Type Features

Grade	Standard
Grounding Indents	Without
Product Type	Connector
Shell Type	Full Metal Shell
Connector Style	Receptacle
Connector System	Cable-to-Board
Shell Size	3
Shielded	Yes
Sealable	No
Connector & Contact Terminates To	Printed Circuit Board

Configuration Features

Preloaded	Yes
Number of Positions	25

Body Features

Shell Material	Steel
----------------	-------

25 Rcpt Solder Cup, Gold Flash

TE Part # 5-747913-2
TE Internal #: 5-747913-2



Color	Black
Insert Material	Thermoplastic
Shell Plating Material	Tin

Contact Features

Contact Type	Socket
	.8 µin
Contact Mating Area Plating Material	Gold Flash
Contact Underplating Material	Nickel
Contact Configuration	Solder Cup
PCB Contact Termination Area Plating Material	Tin-Copper
Contact Base Material	Phosphor Bronze
Contact Size	20
Contact Current Rating (Max)	3 A

Termination Features

Termination Method to Wire & Cable	Solder
------------------------------------	--------

Mechanical Attachment

Mounting Angle	Straight
PCB Mount Retention Type	None
Mating Connector Lock	With
Mating Connector Lock Type	Mounting Holes
Connector Mounting Type	Board Mount

Housing Features

Enclosure	Without
Centerline (Pitch)	2.77 mm[.11 in]

Dimensions

Wire Size	.5 – .6 mm²
-----------	-------------

Usage Conditions

Operating Temperature Range	-55 – 105 °C[-67 – 221 °F]
-----------------------------	----------------------------

Operation/Application

Circuit Application	Signal
---------------------	--------

Industry Standards

Insert Flammability Rating	UL 94V-0
----------------------------	----------



UL Flammability Rating	UL 94V-0
------------------------	----------

Packaging Features

Packaging Method	Tray
------------------	------

Product Compliance

For compliance documentation, visit the product page on TE.com>

EU RoHS Directive 2011/65/EU	Compliant
EU ELV Directive 2000/53/EC	Compliant
China RoHS 2 Directive MIIT Order No 32, 2016	No Restricted Materials Above Threshold
EU REACH Regulation (EC) No. 1907/2006	Current ECHA Candidate List: JAN 2019 (197) Candidate List Declared Against: JAN 2019 (197)
Halogen Content	Not Low Halogen - contains Br or Cl > 900 ppm.
Solder Process Capability	Hand solderable with lead free solder

Product Compliance Disclaimer

This information is provided based on reasonable inquiry of our suppliers and represents our current actual knowledge based on the information they provided. This information is subject to change. The part numbers that TE has identified as EU RoHS compliant have a maximum concentration of 0.1% by weight in homogenous materials for lead, hexavalent chromium, mercury, PBB, PBDE, DBP, BBP, DEHP, DIBP, and 0.01% for cadmium, or qualify for an exemption to these limits as defined in the Annexes of Directive 2011/65/EU (RoHS2). Finished electrical and electronic equipment products will be CE marked as required by Directive 2011/65/EU. Components may not be CE marked. Additionally, the part numbers that TE has identified as EU ELV compliant have a maximum concentration of 0.1% by weight in homogenous materials for lead, hexavalent chromium, and mercury, and 0.01% for cadmium, or qualify for an exemption to these limits as defined in the Annexes of Directive 2000/53/EC (ELV). Regarding the REACH Regulations, TE's information on SVHC in articles for this part number is still based on the European Chemical Agency (ECHA) 'Guidance on requirements for substances in articles'(Version: 2, April 2011), applying the 0.1% weight on weight concentration threshold at the finished product level. TE is aware of the European Court of Justice ruling of September 10th, 2015 also known as O5A (Once An Article Always An Article) stating that, in case of 'complex object', the threshold for a SVHC must be applied to both the product as a whole and simultaneously to each of the articles forming part of its composition. TE has evaluated this ruling based on the new ECHA "Guidance on requirements for substances in articles" (June 2017, version 4.0) and will be updating its statements accordingly.

Compatible Parts




PCB D-Sub Connectors(16)

25 Rcpt Solder Cup, Gold Flash


TE Part # 5-747913-2
TE Internal #: 5-747913-2




Customers Also Bought




TE Part #5748676-2
DIE CAST CBL CLMP KIT,
SZ 2



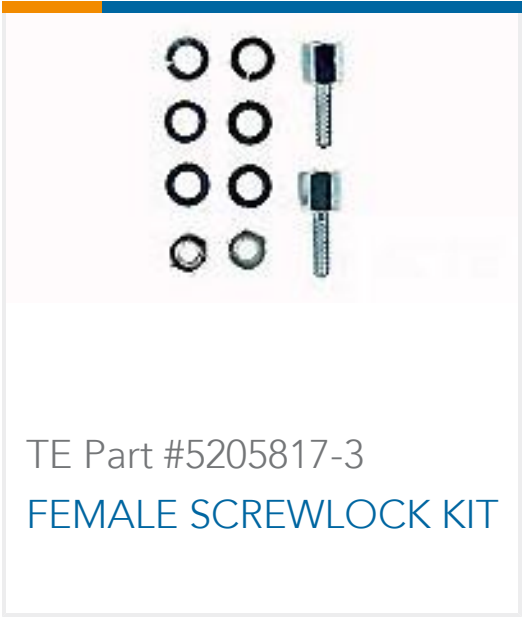
TE Part #5-747908-2
15 Plug Solder Cup, Gold
Flash



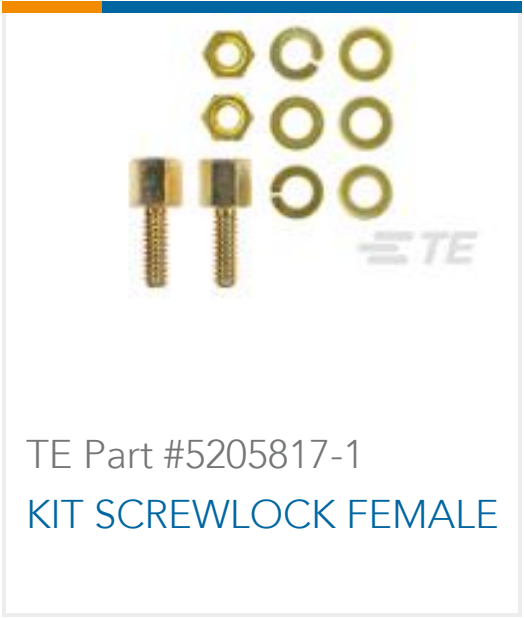
TE Part #5748676-3
DIE CAST CBL CLMP KIT,
SZ 3




TE Part #5748676-1
DIE CAST CBL CLMP KIT,
SZ 1




TE Part #5205817-3
FEMALE SCREWLOCK KIT




TE Part #5205817-1
KIT SCREWLOCK FEMALE




TE Part #1658670-2
PIN CONTACT, 22-28
AWG, 22 DF, AMPLIMITE



TE Part #5-747909-2
15 Rcpt Solder Cup, Gold
Flash



TE Part #5-747912-2
25 Plug Solder Cup, Gold
Flash



TE Part #1658686-2
SOCKET CONT, 22-28
AWG, DF 22, AMPLIMITE

Documents

Product Drawings

25 Rcpt Solder Cup, Gold Flash

English

CAD Files

Customer View Model

[ENG_CVM_CVM_5-747913-2_W.2d_dxf.zip](#)

English

3D PDF

3D

Customer View Model

[ENG_CVM_CVM_5-747913-2_W.3d_igs.zip](#)

English

Customer View Model

[ENG_CVM_CVM_5-747913-2_W.3d_stp.zip](#)

English



Datasheets & Catalog Pages

AMPLIMITE Subminiature D Connectors - Cable Connectors

English

Product Specifications

Product Specification

English

Product Environmental Compliance

TE Material Declaration

English

Instruction Sheets

Instruction Sheet (U.S.)

English

Agency Approvals

UL Report

English

UL Report

English