



Relays & Contactors > Electromechanical Relays



Relay & Contactor Type: **Reed Relay**  
Current Type: **DC**  
Coil Magnetic System: **Monostable**  
Contact Arrangement: **1 Form A SPST-NO**  
Contact Current Rating: **.5 A**

Features

Product Type Features

Relay & Contactor Type	Reed Relay
------------------------	------------

Configuration Features

Relay Options	Power Switching
Contact Number of Poles	1
Coil Special Features	Coil Suppression Diode, UL Coil Insulation
Contact Arrangement	1 Form A SPST-NO

Electrical Characteristics

Contact Limiting Short-Time Current	.5 A
Contact Limiting Making Current	.5 A
Contact Limiting Continuous Current	.5 A
Contact Limiting Breaking Current	.5 A
Insulation Initial Dielectric Between Open Contacts	250 Vrms
Contact Switching Voltage (Max)	100 VDC
Contact Switching Load (Min)	10mA @ .01V



Coil Resistance	500 Ω
Contact Current Rating	.5 A
Coil Voltage Rating	5 VDC, 6 VDC
Contact Voltage Rating	20 VDC
Coil Power Rating DC	.05 W, .072 W
Insulation Initial Dielectric Between Contacts & Coil	500 Vrms

Body Features

Product Weight	2.3 g[.0811 oz]
Enclosure Type	Flux Resistant Automatic Solder Capable & Washable

Contact Features

Contact Material	Ruthenium
------------------	-----------

Termination Features

Main Termination & Connection Type	Solder Pins
Coil Termination & Connection Type	Solder Pins

Mechanical Attachment

Product Mount Type	Board Mount
--------------------	-------------

Dimensions

Product Width	7.62 mm[.3 in]
Product Length	19.56 mm[.77 in]
Product Height	8 mm[.314 in]

Usage Conditions

Operating Temperature Range	-35 – 85 °C
Environmental Category of Protection	RTIII
Environmental Ambient Temperature (Max)	85 °C[85 °F]

Operation/Application

Solder Process	Wave Solder Capable
Current Type	DC
Coil Magnetic System	Monostable

Packaging Features

Packaging Method	Box & Tray, Tray
------------------	------------------

Other



Coil Power Rating Class	0 – .1 W
Contact Current Class	0 – 2 A
Environmental Ambient Temperature Class	70 – 85 °C
Height Class (Mechanical)	7 – 8 mm
Length Class (Mechanical)	16 – 20 mm
Width Class (Mechanical)	6 – 8 mm

Product Compliance


For compliance documentation, visit the product page on TE.com>

EU RoHS Directive 2011/65/EU	Compliant with Exemptions
EU ELV Directive 2000/53/EC	Out of Scope
China RoHS 2 Directive MIIT Order No 32, 2016	Restricted Materials Above Threshold
EU REACH Regulation (EC) No. 1907/2006	Current ECHA Candidate List: JAN 2025 (247) Candidate List Declared Against: JAN 2025 (247) Does not contain REACH SVHC
Halogen Content	Not Low Halogen - contains Br or Cl > 900 ppm.
Solder Process Capability	Wave solder capable to 260°C

Product Compliance Disclaimer

This information is provided based on reasonable inquiry of our suppliers and represents our current actual knowledge based on the information they provided. This information is subject to change. The part numbers that TE has identified as EU RoHS compliant have a maximum concentration of 0.1% by weight in homogenous materials for lead, hexavalent chromium, mercury, PBB, PBDE, DBP, BBP, DEHP, DIBP, and 0.01% for cadmium, or qualify for an exemption to these limits as defined in the Annexes of Directive 2011/65/EU (RoHS2). Finished electrical and electronic equipment products will be CE marked as required by Directive 2011/65/EU. Components may not be CE marked. Additionally, the part numbers that TE has identified as EU ELV compliant have a maximum concentration of 0.1% by weight in homogenous materials for lead, hexavalent chromium, and mercury, and 0.01% for cadmium, or qualify for an exemption to these limits as defined in the Annexes of Directive 2000/53/EC (ELV). Regarding the REACH Regulation, the information TE provides on SVHC in articles for this part number is based on the latest European Chemicals Agency (ECHA) ‘Guidance on requirements for substances in articles’ posted at this URL: <https://echa.europa.eu/guidance-documents/guidance-on-reach>

Compatible Parts



TE Part # 1393771-3  
JWD-107-1=REED RELAYS

Also in the Series | Potter & Brumfield JWD Series



DC Relays(26)



Electromechanical Relays(26)




PCB Relays(26)

Customers Also Bought



TE Part #3-1393118-8  
KUP-14D55-24=KU



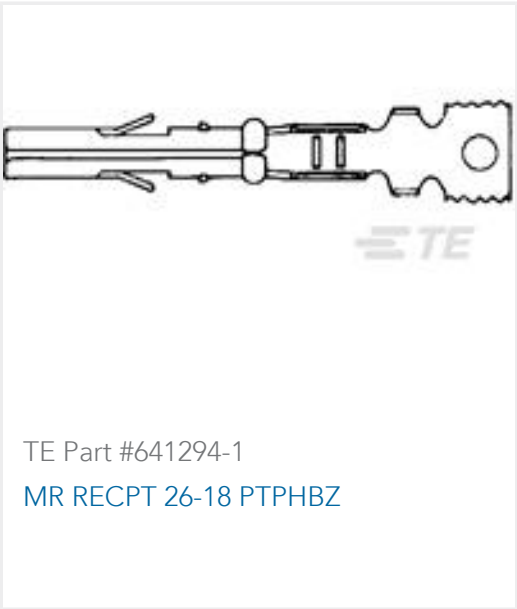
TE Part #5-102567-8  
80 MODII 2PC HDR DR SHRD .100, ROHS



TE Part #3-641210-3  
03P MTA156 HDR FLRA FB 30AU LF



TE Part #1-350944-0  
04P UMNL HDR ASSY R/A 94VO



TE Part #641294-1  
MR RECPT 26-18 PTPHBZ



TE Part #7-1393254-2  
W92-X112-20=M6/M7/M9/W6/W7



TE Part #NB15754001  
RNF-150-3/16-0-SP



TE Part #6-1393254-3  
W92-X1110-20=M6/M7/M9/W6/W7



TE Part #66180-1  
III+ PIN,SOLDER,30AU,10AU FLASH,LP



TE Part #5747834-4  
25 MSFL PLUG RA 590 (IN,FM,BL)



Documents

CAD Files

3D PDF

3D

Customer View Model

ENG\_CVM\_CVM\_1393771-5\_99.2d\_dxf.zip

English

Customer View Model

ENG\_CVM\_CVM\_1393771-5\_99.3d\_igs.zip

English

Customer View Model

ENG\_CVM\_CVM\_1393771-5\_99.3d\_stp.zip

English

By downloading the CAD file I accept and agree to the [Terms and Conditions](#) of use.

Datasheets & Catalog Pages

JWD/JWS Dual In-Line Package & Single In-Line Package Dry Reed Relays

English

Product Specifications

Definitions General Purpose Relays

English